



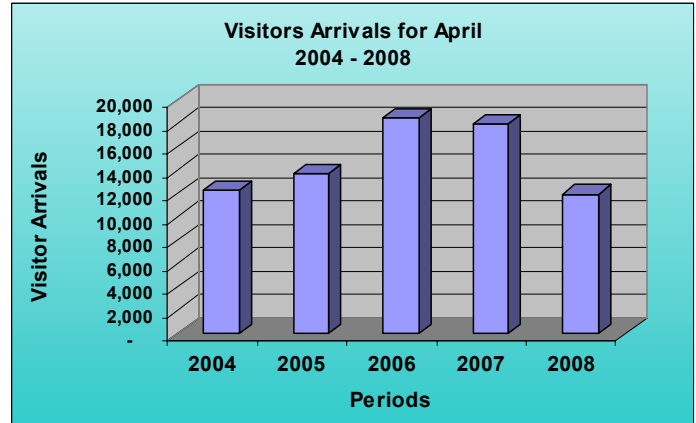
# Anguilla Government Statistics Department – April 2008

## Tourism Statistics Summary

### OVERVIEW

Anguilla visitor arrivals, which include tourists and excursionists, for the month of April 2008, totalled 11,998 arrivals, resulting in a 33.3% decline over its corresponding April 2007 figure. Over the past decade 1999 - 2008 for the month April, this was the 5<sup>th</sup> highest quantity of visitor arrivals. Over the last decade, it was the largest decline of visitors to Anguilla, over its corresponding period.

Of the 11,998 visitors to the island during this month, the majority, 11,566 (96.4%) came on vacation, while 432 (3.6%) came on business.



### PASSENGER MOVEMENT

Passenger arrivals include Anguillians as well as visitors, entering through the ports of Wallblake Airport, Blowing Point and Sandy Ground. These arrivals totalled 21,795 in April 2008 as compared with 29,012, in April 2007, where 72.1% (15,720) of these passengers entered through the Blowing Point port. Passenger arrivals through the Wallblake Airport and Sandy Ground ports totalled 4,184 (19.2%) and 1,891 (8.7%) respectively.

Departures totalled 21,089 during April 2008. Of this number, 4,390 (20.8%) passengers departed through the Wallblake Airport compared to 5,208 in 2007. Departures through the Blowing Point Port totalled 15,387 (73.0%) compared to 20,563 in 2007. The port of Sandy Ground facilitated 1,312 (6.2%) departures during this month compared to 3,361 during April 2007.

### TOURISTS (Stay-Over Visitors)

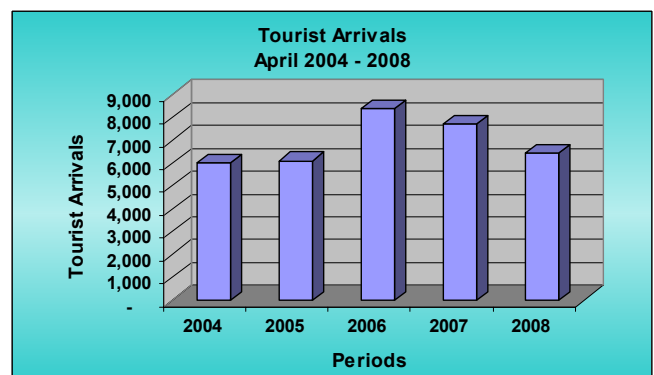
Tourists accounted for 53.7% of the total number of visitors to Anguilla during April 2008. During this month tourist arrivals totalled 6,442, a decrease of 16.7% over the 7,736 recorded in April of 2007. Over the past decade, this was the 2<sup>nd</sup> largest recorded decline for tourist arrivals for the month of April. Conversely, over this same decade, April 2008 recorded the 3<sup>rd</sup> highest number of tourist arrivals, behind April 2006 and 2007 with 8,392 and 7,736 respectively.

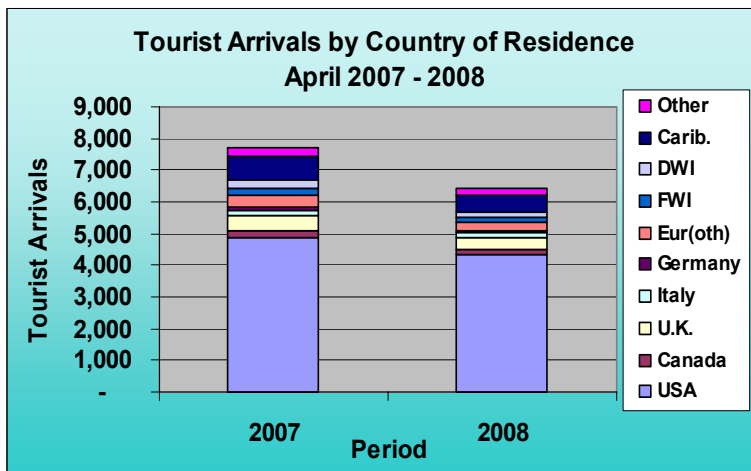
The average length of stay for tourists during this month was 7.3 days in comparison to 7.0 days in April 2007.

The majority, 47.9% of tourists stayed in Anguilla between 4-7 days. 23.4% stayed for between 8-15 days, 21.7% spent between 1-3 days, while 2.0%

of the tourists spent 16-22 days and 5.0% spent 23 days or more on the island.

		April - Length of Stay (in days)				
		1-3	4-7	8-15	16-22	23
Year	2008	21.7	47.9	23.4	2.0	5.0
	2007	27.5	43.1	23.1	1.6	4.6
	2006	17.6	48.0	27.7	2.1	4.6





During April 2008, the majority of tourists visiting Anguilla, 67.5%, came from the U.S.A., experiencing a decline of 10.4%. The second source market was from the other Caribbean Island where 8.7% visited Anguilla experiencing a decline of 20.6%

Arrivals from all the other country categories also experienced declines, where The Dutch West Indies and Canada were the two markets with the largest percentage decreases in arrivals with 39.7% and 36.7% respectively.

## EXCURSIONISTS (Day Trippers)

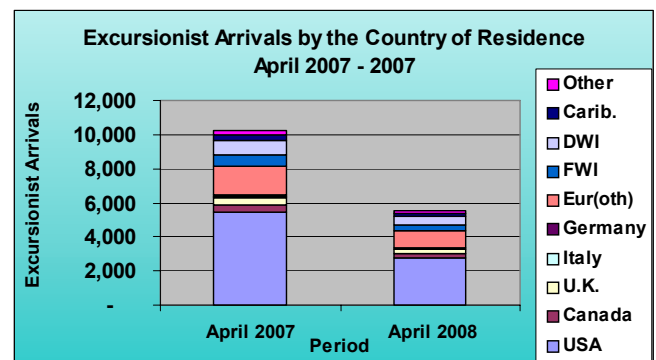
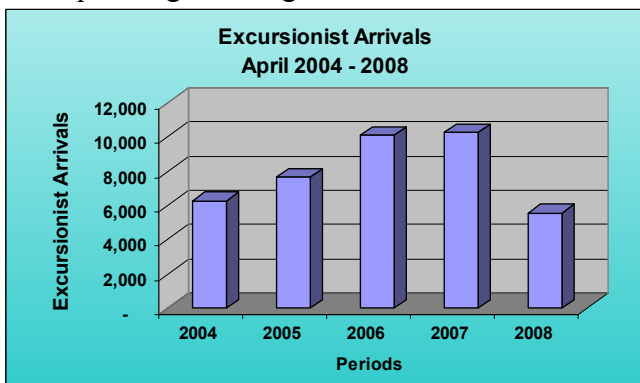
Excursionist arrivals for the month of April 2008 totaled 5,556, a decrease of almost half, 45.8% over its corresponding April 2007 figure.

For the month under review, the Blowing Point port was the main port of entry, with 64.1% of excursionists using this port as the gateway to Anguilla. There was a decrease of 51.1%, less than half the arrivals by this type of visitor through this port compared to April 2007.

The Wallblake Airport accounted for 1.9% and Sandy Ground 34.0% of excursionist arrivals. Excursionist arrivals through the Wallblake Airport and Sandy Ground registered decreases of 28.7% and 33.0% respectively compared to their corresponding 2007 figure.

Of the 10 categories in which the country of residence is grouped, the United States of America continued to be ranked as the main source market from which Anguilla's excursionists resided. During the month of April, 2,793 of this type of visitors were from the U.S.A. The "Other Europe" category was the second highest ranked source market where 1,004 of the 5,556 excursionists came from.

There were declines in excursionist arrivals from all of the source markets. Excursionist arrivals residing in the U.K., F.W.I and the U.S.A experienced the largest percentage declines with 54.4%, 50.0% and 48.6% respectively.



*This report along with other Tourism Data, are available at the Government of Anguilla Statistics Department's website:  
<http://gov.ai/statistics/tourism.htm>*

STATISTICS DEPARTMENT – ANGUILLA  
 OLD COURT HOUSE BUILDING  
 P.O.BOX 60  
 THE VALLEY, ANGUILLA  
 BRITISH WEST INDIES  
 Telephone: 1-264-497-5731  
 Fax: 1-264-497-3986  
 Email: [statistics@gov.ai](mailto:statistics@gov.ai)