



Tourism Statistics Summary

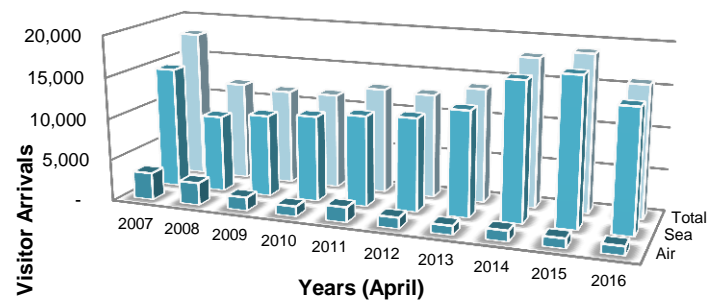
April 2016

OVERVIEW

April's visitor arrivals for the first summer month of 2016 recorded a 16.4% decrease when compared with April 2015; when arrivals totalled 15,746. The declining comparative trend of visitor arrivals in the 1st quarter of 2016; January – March was followed by April but in this case at a faster rate than the previous three (3) months. Visitor arrivals for this period under review, were the fifth highest April between the years 2006-2016, dropping from the highest recorded figure of 18, 833 in 2015.

The overall decline in visitor arrivals was due to the decrease in both types of visitor; excursionists and tourists. Tourist arrivals for April registered its first decline after three consecutive increases for 2016; January to March.

Of these visitors, 2.8% of the arrivals represented intended business travellers and the other 97.2% vacationers.



| | 2007 | 2008 | 2009 | 2010 | 2011 | 2012 | 2013 | 2014 | 2015 | 2016 |
|---------|--------|--------|--------|--------|--------|--------|--------|--------|--------|--------|
| ■ Air | 3,302 | 2,726 | 1,634 | 1,235 | 1,838 | 1,335 | 1,112 | 1,308 | 1,179 | 1,090 |
| ■ Sea | 14,688 | 9,272 | 9,919 | 10,370 | 10,959 | 11,260 | 12,675 | 16,615 | 17,654 | 14,656 |
| ■ Total | 17,990 | 11,998 | 11,553 | 11,605 | 12,797 | 12,595 | 13,787 | 17,923 | 18,833 | 15,746 |

PASSENGER MOVEMENT

Passenger arrivals (including both residents and visitors) were down 13.4%, totalling 23,367 from April's 2015 figure of 26,993 passengers.

Anguilla's inward passenger movement by sea continues to be the main mode of entry; as the seaports saw inward passengers of 21,812 (93.3%), of which, 18,445 (84.6%) passengers entered at the Blowing Point terminal and 3,367 (15.4%) at the Sandy Ground port. 1,555 (6.7%) passengers came into Anguilla via the Clayton J. Lloyd International Airport.

Passenger departures decreased by 11.9% relative to the same period in 2016, to 24,356 outbound passengers, compared to the recorded 27,653 in 2015.

Passenger departures via the seaports from Anguilla accounted for 92.5% (22,535), of which 19,245 (85.4%) passengers left through the Blowing Point terminal and 3,290 (14.6%) passengers made their exit from the Sandy Ground port. The Clayton J. Lloyd International Airport facilitated 7.5% (1,821) of the departures from Anguilla.

TOURISTS (Stay- Over Visitors)

April's tourist or stay over visitor arrivals to Anguilla was down 4.3% from the same period in 2015 to 7,340 persons. This is the first decrease for 2016, after the increases experienced in the first quarter of 7.7%, 7.6% and 12.2% for January, February and March respectively. This period's figure recorded the fifth largest number of tourist arrivals to Anguilla dating back to 1993.

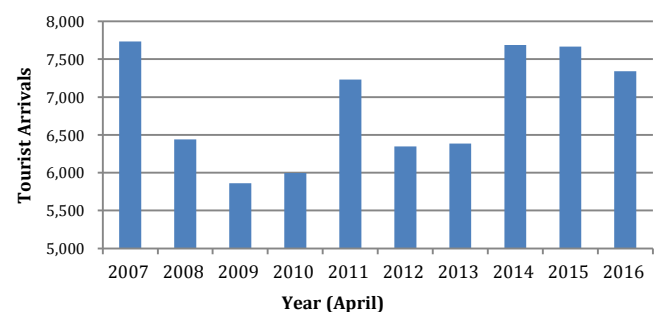


Figure 2: Tourist Arrivals, April 2007–2016

TOURISTS (Stay- Over Visitors) *continued*

The average intended length of stay of tourists in Anguilla for the period under review was 6.3 days, down from the 6.5 days compared to April 2015. The largest slice of tourists, 52.3% intended to spend 4-7 days in Anguilla. 26.2% of tourists wished to stay 1-3 days, followed by 17.0% for 8-15 days, 1.1% for 16-22 and 3.4% indicating they intended to stay 23 or more days.

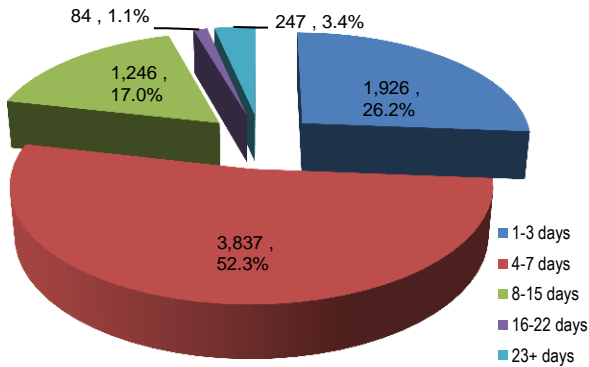


Figure 3: Tourist Arrivals by Length of Stay, April 2016

A review of the source markets for tourists visiting Anguilla during April 2016 showed decreases within 5 of the sources markets which contributed to the overall tourist arrivals decrease. Increases occurred in four (4) markets and one market remained unchanged. The largest decreases was experienced in the “Dutch and French West Indies” markets with 40.1% and 35.8% respectively, followed by the “Italian”, “USA” and “Other” country markets by 12.5%, 7.3% and 2.6% respectively. The increases were reported in the “Other European”, “U.K.,” “Caribbean” and “Canadian” markets with 28.9%, 25.7%, 25.3% and 13.5% respectively, conversely, the German market remained the same.

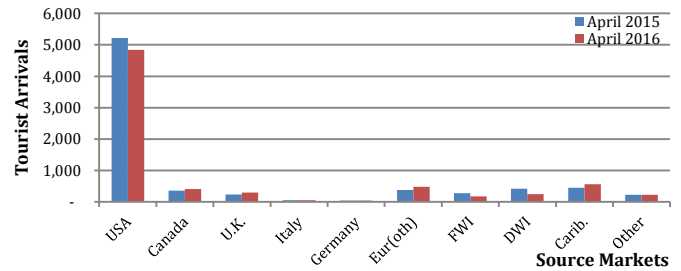


Figure 4: Tourist Arrivals by Country of Residence, April 2015 and 2016

EXCURSIONISTS (Day Trippers)

Excursionist arrivals for the month under review recorded a decrease of 24.7%; 8,406 day trippers, over the 11,166 during the same period in 2015. This was the fourth (4th) decrease in the number of excursionists to the island and the largest comparative monthly decline for 2016. The seaports were the main mode of entry with 99.4% of excursionists entering; of which 62.9% entered via the Blowing Point terminal. The Sandy Ground seaport welcomed 37.1%, one small cruise vessels docked, during April 2015, accommodating 101 passengers and a crew of 91.

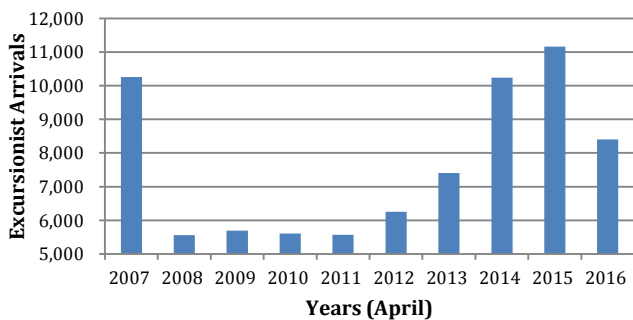


Figure 5: Excursionist Arrivals, April 2007–2016

Day trippers to Anguilla showed declines in eight (8) of the source markets and increase in two (2). The largest decrease was in the ‘German’ market with 40.4%; followed by 31.6% and 28.4% in the ‘USA’ and “French West Indies” source markets. The increases were recorded in the “Caribbean” and the “Other European” markets with 21.1% and 1.2% respectively, over their 2015 figures.

Anguilla major source market the USA, held a share of 53.9% of this excursionists’ market.

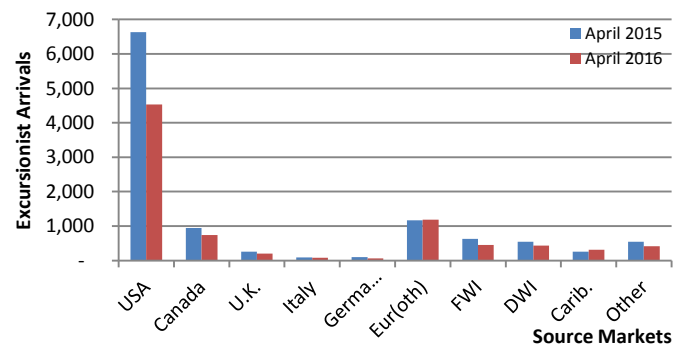


Figure 6: Excursionist Arrivals by Country of Residence, April 2015 and 2016

This report, along with other Tourism Data, is available at the Government of Anguilla Statistics Department’s website: <http://gov.ai/statistics/tourism.htm>