



Tourism Statistics Summary

April 2018

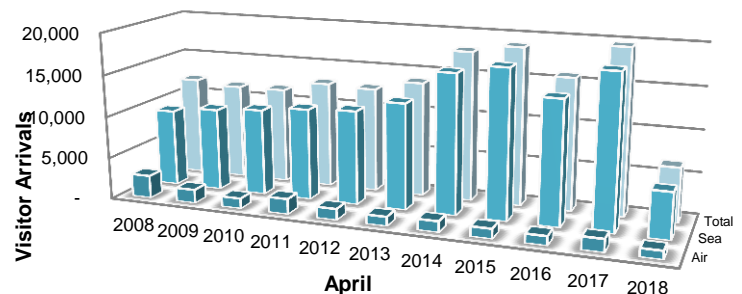
OVERVIEW

April's visitor arrivals registered Anguilla's 4th decline for 2018 by 67.0%, with 6,475 visitors gracing our shores in comparison to the 19,618 in April 2017. This decline could still be attributed to the challenges being experienced after the passage of Hurricane Irma in the September 2017, which continues to affect the subsequent months, resulting in arrivals that were lower in comparison to previous year's monthly corresponding figures.

April's 2018 total was the lowest recorded number of visitor arrivals to grace our shores during this period dating back to 1993, followed by the 8,086 visitors in 1996 after the passage of Hurricane Luis in 1995.

Most visitor arrivals (97.3%) to Anguilla during

April came with the intentions of vacationing, while 2.7% came with the intention of doing business.



	2008	2009	2010	2011	2012	2013	2014	2015	2016	2017	2018
Air	2,726	1,634	1,235	1,838	1,335	1,112	1,308	1,179	1,090	1,530	1,001
Sea	9,272	9,919	10,370	10,950	11,260	12,670	16,610	17,650	14,650	18,080	5,474
Total	11,998	11,553	11,605	12,790	12,595	13,782	17,920	18,830	15,740	19,610	6,475

Figure 1: Visitor Arrivals, April 2008 - 2018

PASSENGER MOVEMENT

Passenger arrivals (including both residents and visitors) recorded a decline of 52.3%; totalling 12,917 arrivals, down from April's 2017 figure of 27,087 passengers.

Inward passenger movement by sea continued to be the main mode of entry, the seaport accounted for 10,949 (84.8%) arrivals, of which, 10,007 (91.4%) passengers entered at the Blowing Point terminal and 942 (8.6%) at the Sandy Ground port. 1,968 (15.2%) passengers came into Anguilla via the Clayton J. Lloyd International Airport.

Passenger departures recorded a decrease of 50.6% relative to the same period in 2017, with 13,765 outbound passengers compared to the recorded 27,869 in 2017.

Passenger departures via the seaports from Anguilla accounted for 84.3% (11,599), of which 10,638 (91.7%) passengers left through the Blowing Point terminal and 961 (8.3%) passengers made their exit from the Sandy Ground port. The Clayton J. Lloyd International Airport facilitated 15.7% (2,166) of the departures from Anguilla.

TOURISTS (Stay-Over Visitors)

April's tourist (stay-over) arrivals to Anguilla recorded its fourth monthly decrease for the year 2018 of 3,956 arrivals, with a 59.1% decrease over the same period for 2017. This may still be as a result of the passage of hurricane Irma in September 2017. This number is the third smallest recorded tourist arrivals for an April as far back as 1993. The smallest, 3,696 was recorded in 1993 and followed by 3,854 arrivals in 1996, after the passage of Hurricane Luis in September 1995. This is the second month after hurricane Irma to have recorded a figure that surpassed the recorded figure after the passage of a

similar disaster, hurricane Luis.

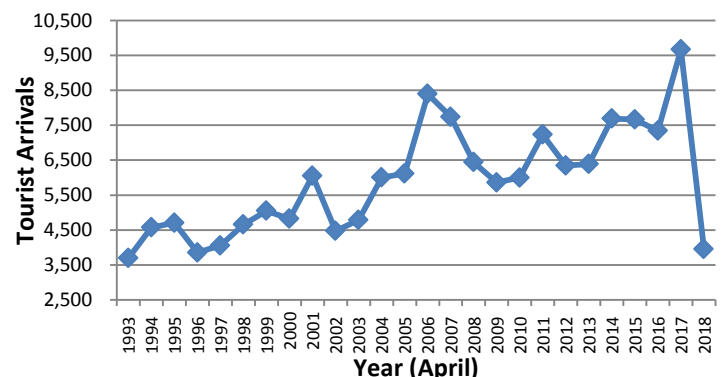


Figure 2: Tourist Arrivals, April 1993-2018

TOURISTS (Stay- Over Visitors) *continued*

The average intended length of stay of tourists in Anguilla for the period under review increased to 8.3 days compared from 6.8 days in April 2017. Most tourists; 41.3% intended to spend 4-7 days in Anguilla, followed by 23.5% of tourists who planned to stay 1-3 days, 20.7% scheduled their stay for 8-15 days, 11.9% planned to stay 23 days or more and 2.5% who stated they intended to stay 16-22 days.

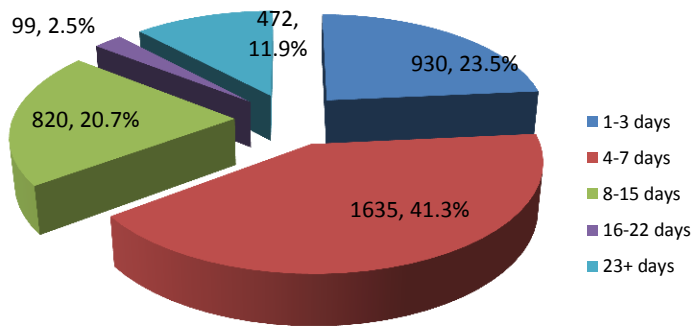


Figure 3: Tourist Arrivals by Length of Stay, April 2018

A review of the source markets for tourists visiting Anguilla during April 2018 showed that all ten source markets contributed to this recorded decrease. The largest decrease was experienced by the ‘Italian’ markets with 71.3%, followed by the ‘German’ (67.1%), ‘Other European Countries’ (66.9%), ‘UK’ (63.3%), ‘USA’ (61.5%), ‘Other’ (60.9%), ‘Caribbean’ (48.6%), ‘Dutch West Indies’ (46.5%), ‘Canadian’ (44.2%), ‘French West Indies’ (30.2%) source markets. The USA market; Anguilla’s major source market recorded a share of 61.3% of the tourist market.

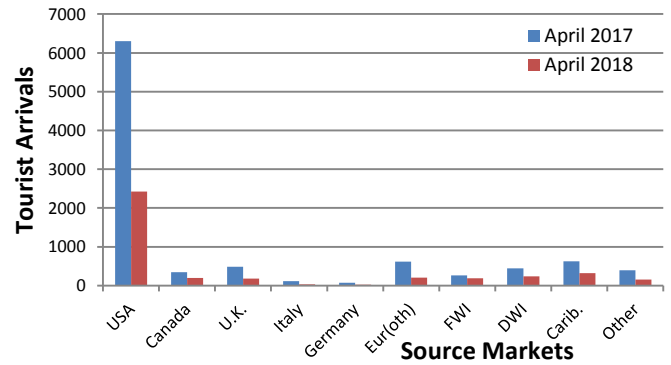


Figure 4: Tourist Arrivals by Country of Residence, April 2017 and 2018

EXCURSIONISTS (Day Trippers)

Excursionist arrivals for the month under review recorded its fourth decline for the year 2018 with 74.7%; 2,519 day trippers, down from 9,954 during the same period in April 2017. Contrary to tourist arrivals, excursionist arrivals remains below the figure recorded after the passage of the similar disaster hurricane Luis. The lowest recorded number of day-trippers to the island for a month of April for which data is available, as far back as 1993, followed by 4,232 arrivals in April 1996, the period following the passage of hurricane Luis in September 1995.

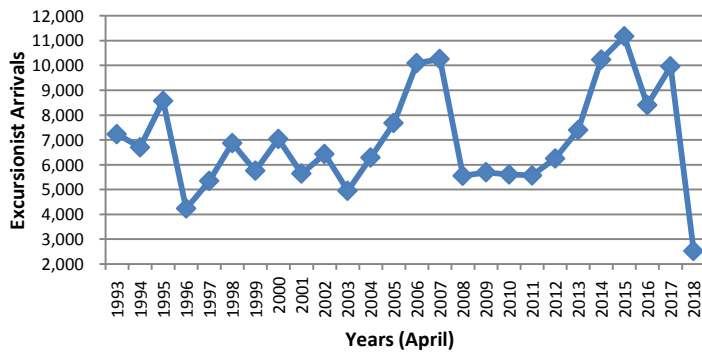


Figure 5: Excursionist Arrivals, April 1993–2018

Anguilla’s day-trippers source markets showed declines

in all markets, contributing to the decrease in excursionist arrivals this month. The largest decrease was recorded by the ‘German’ market with 91.0% followed by the ‘Canadian’ Market (90.0%), ‘USA’ (88.6%), ‘Other’ (75.3%), ‘Italian’ (74.0%), ‘U.K.’ (67.3%), ‘Other European Countries’ (62.1%), ‘Caribbean’ (29.9%) ‘French and Dutch West Indies’ source markets (18.3% and 17.7%) respectively. Anguilla’s main excursionist source market, the USA held a share with 25.4%, during this period, however, aggregately; the European Market (Other Europe, Italy, Germany and the U.K.) held a share of 26.8%.

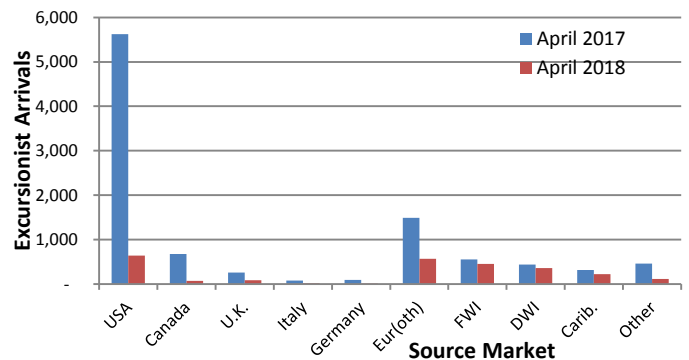


Figure 6: Excursionist Arrivals by Country of Residence, April 2017 and 2018