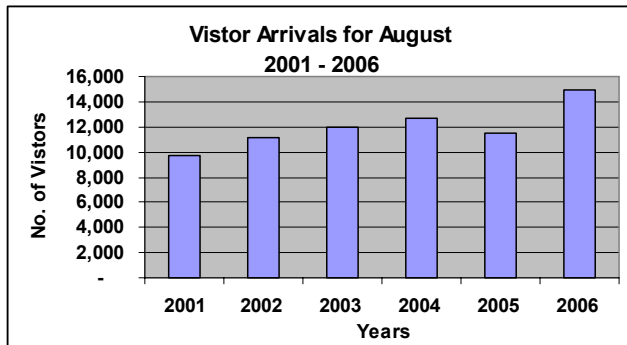




Anguilla: Tourism Summary Report August 2006

Overview

Anguilla's visitor arrivals for August 2006 totaled 14,957, a 30% increase over August 2005 when 11,548 visitors came to the island. Total visitor arrivals for August 2006 were the largest recorded figure over the past decade, with the next highest total arrivals being in August 2004.



Visitors come to the island mainly for either pleasure or business. In the month of August 2006, 97% of the visitors to the island came for the purpose of vacationing with the other 3% came for business related activities.

The U.S.A continued to be the country of residence from which most of the visitors to Anguilla originated.

Passenger Movements

Arrivals

Passenger movements – arrivals include Anguillians, as well as visitors, arriving at the Wallblake Airport, Blowing Point, and Sandy Ground ports. During the period under review, the port of Blowing Point saw 75% (19,951) of the total passenger arrivals passing through this port of entry. Passengers arrivals to Anguilla through the port of Wallblake Airport numbered 4,641 (17%), while 1,992 (7%) used Sandy Ground as their port of entry.

Departures

Departures for the month August 2006 through the Wallblake Airport were 5,334 compared to the 2,318 in August 2005, a 130% increase over the number of passenger arrivals in August 2005. Additionally, the Blowing Point port recorded departures of 19,970 compared to 19,233 in the same month of 2005; while Sandy Ground port saw 2,022 passengers leaving through this port a 193% increase over August 2005.

Tourists (Stay-Over Visitors)

During August 2006, 41% of the total number of visitors to Anguilla were tourists. This category of visitors experienced an increase of 36% in August 2006 with a total of 6,086 over the corresponding figure in 2005. This is the largest recorded August total over the last decade.

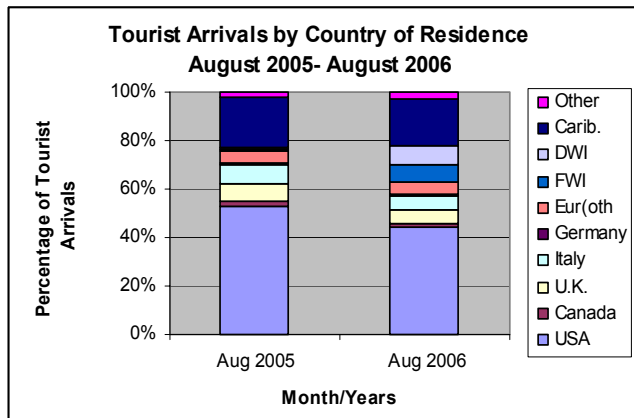
The Blowing Point port was the port of entry for 55% (3,335) of the tourists who visited Anguilla in the month under review as compared to the 2,091 tourist arrivals in August 2005. The Wallblake Airport and Sandy Ground registered 2,727 and 24 tourist arrivals respectively.

The average length of stay on Anguilla during the month of August 2006 remains steady at 8.0 days similar to that in August 2005.

34% of the tourists to Anguilla spent between 4-7 days on the island, 29% spent between 1-3 days while 24% spent between 8-15 days.

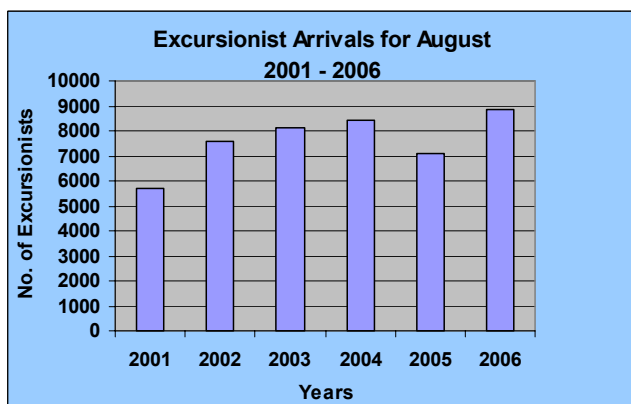


During this period, 2,682 (44%) of the tourists, originated from the United States of America, with the Caribbean being the second largest market with (1,184) 19% of the total tourist arrivals. Arrivals from the U.S.A increased by 14% over the period August 2006/2005. Conversely, the F.W.I and D.W. I. both showed some outstanding increases of 1390% and 940% respectively, in tourist arrivals to Anguilla.



Excursionists (Day Trippers)

Excursionists, by definition, are those types of visitors who visit a country but spend less than 24 hours in that country. The total number of excursionists to Anguilla’s shores in August 2006 was 8,871, a 25% increase over the August 2005 total number of excursionists.



The data shows that over the past 6 years in August 2001 – 2006, that August 2006 recorded the highest total of excursionist’s arrivals over the years under review, with 1,249 more excursionists over the 6-year average.

This report along with other Tourism Data, are available at the Government of Anguilla’s website: <http://gov.ai/statistics/tourism.htm>

Blowing Point continued to be the main port of entry for this type of visitor. In August 2006, 6,810 excursionists entered through this port. Sandy Ground and Wallblake Airport accounted for 1,957 and 104 of these day-trippers respectively.

Of the 10 categories in which the excursionists’ country of residence is grouped, the United States of America continued to be ranked as the main source market from which Anguilla’s excursionists originate. During the period under review, 47% of this type of visitor was from the USA. Europe Other¹, was the second ranked source market with 13% of the 8,871 excursionists originating, with France accounting for 917 of the 1,163 visitors in this category.

There were increases in excursionist arrivals from six of the source markets and four decreases. U.S.A was the source market, which experienced the largest increase of 91% in August 2006/2005. Conversely, the Germany experienced the largest decline of 70% over its August 2005 portion.

Cruise Passengers

There was only one cruise ship arrival during the month of August 2006, which carried a total of 68 passengers.

¹Other Europe includes: Switzerland, Austria, EEC, Belgium, France and Luxemburg.