



Tourism Statistics Summary – August 2010

OVERVIEW

Visitors travelling to Anguilla for August 2010 increased 8.4% over the same period in 2009, with a count of 10,936 visitors. The rate of growth in lead markets such as the USA and many of the European markets showed double digit increases. While neighbouring Dutch St. Maarten, was the only country to show a decline in visitor arrivals compared to 2009.

Tourist or stay – over visitor arrivals fell for the period by 13.6% but excursionists or day trippers increased 33.6%. This growth maybe largely attributed to visiting revellers for the Anguilla Summer Festival, with 98.2% of all visitors, stating their purpose of visit as vacation or pleasure.

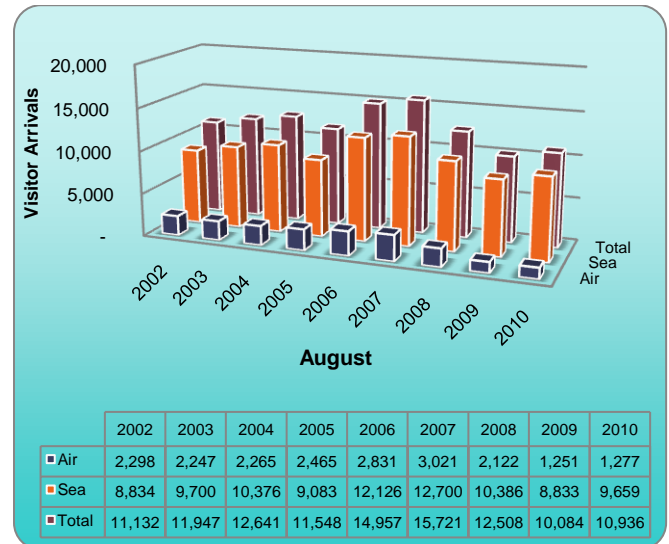


Figure 1: Visitor Arrivals, August 2002 - 2010

PASSENGER MOVEMENT

Passenger arrivals to Anguilla (including both residents and visitors) totalled 19,715 passengers, a 3.5% decline in arrivals under 2009's arrivals. Of the three official ports of entry, Blowing Point port registered 15,386 passengers or 78.0%; Sandy Ground saw 2,196 passengers or 11.1% of total arrivals; and the airport landed 2,133 passengers or 10.8%.

The departure of passengers from the ports for the month of August showed a marginal decline by 0.3% to 20,875 passengers when compared to the corresponding period in 2009. Ferry services at the Blowing Point terminal carried 16,300 passengers or 78.1%, followed by the Clayton J. Lloyd Airport with 2,488 outbound passengers or 11.9% and finally Sandy Ground shipped 2,087 departing passengers or 10.0%.

TOURIST (Stay-Over Visitors)

For the third consecutive August there has been a year-on-year decline in tourist arrivals to Anguilla, down this period by 13.6% to 4,643 stay-over visitors. This may have been partly as a result of lagging recovery in The Caribbean region as a source market for arrivals since the crisis in 2008.

The average intended length of stay of tourists was a bit longer this month compared to 2009, moving from 7.7 days in August 2009 to 8.0 days.

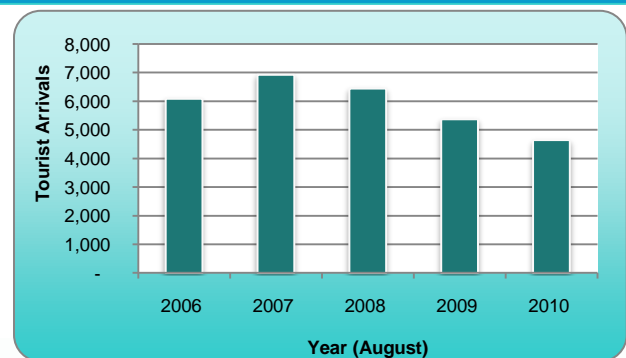


Figure 2: Tourist Arrivals, August 2006 – 2010

TOURIST (Stay-Over Visitors) *continued*

Looking at the length of stay in more detail, for stay-over visitors who arrive in August it is the mode to spend 4-7 days (37.9%), followed by 1-3 days (26.3%), then 8-15 days (23.7%) and the other 12.1% of tourists spend 2 weeks or more in Anguilla.

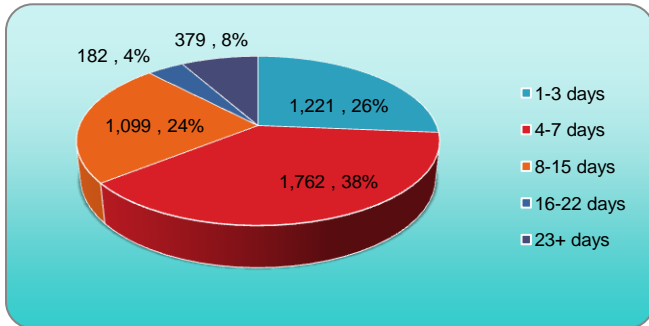


Figure 3: Tourist Arrivals by Length of Stay, August 2010

The USA, the main source market for tourist arrivals, declined, down a further 1.2%, the UK also fell 5.4%, as did French and Dutch St. Martin down 65.2% and 66.3% respectively and the rest of the Caribbean was down 5.4%.

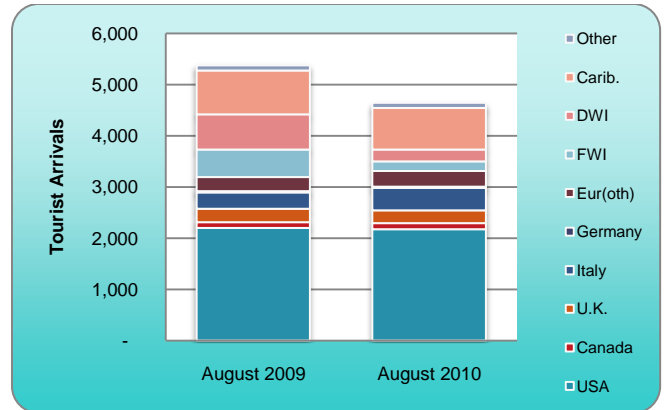


Figure 4: Tourist Arrivals by Country of Residence, August 2009 and 2010

EXCURSIONIST (Day Trippers)

Excursionist arrivals in August 2010, a traditional high season for this type of visitor, because of the annual summer festival, showed signs of recovery, with arrivals up 33.6% to 6,293 arrivals, following two years of decreased activity. Most of the activity was seen at the seaports, especially at Sandy Ground where arrivals were up 128.7% - 2,154 persons; that is, for every one excursionist that came in 2009, there were 2.3 excursionists this month.

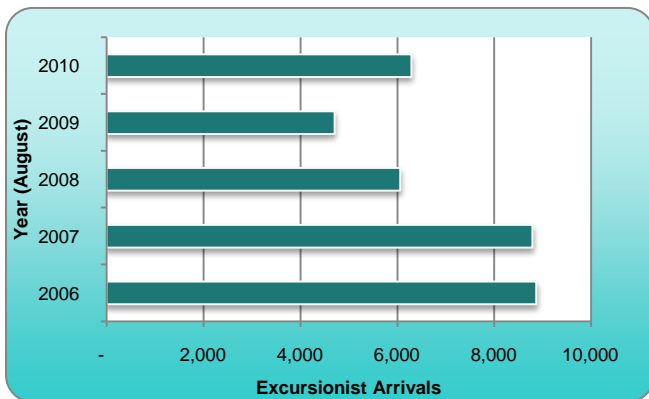


Figure 5: Excursionist Arrivals, August 2006 - 2010

Excluding Canada, which had a decline in excursionist arrivals by 3.8%, all markets showed positive change in arrivals compared to 2009, generally showing double digit growth. Top source markets such as the USA was up 32.2%, French St. Martin up 55.9%, Dutch St. Maarten 16.3% and Europe (other) grew 11.5%.

The Other category, the catch all for the other markets showed a 103.1% increase, as a result of increased arrivals from the Central and South America market.

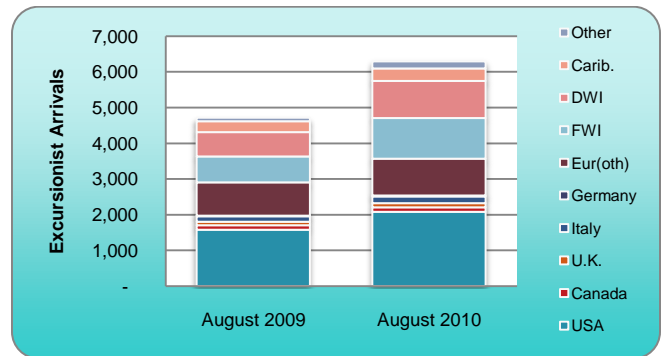


Figure 6: Excursionist Arrivals by Country of Residence, August 2009 and 2010

This report, along with other Tourism data, is available at the Government of Anguilla Statistics Department's website: <http://gov.ai/statistics/tourism.htm>

ANGUILLA STATISTICS DEPARTMENT
 OLD COURT HOUSE BUILDING
 P.O. BOX 60 | THE VALLEY | ANGUILLA
 BRITISH WEST INDIES

Telephone: +(264) 497-5731 | Fax: +(264) 497-3986

Email: statistics@gov.ai