



Tourism Statistics Summary – December 2011

OVERVIEW

Visitor arrivals to Anguilla for 2011 showed recovery in visitor numbers punctuated with setbacks in a few months. The final month of the year ends with small but positive growth of 2.6% in international visitor arrivals to 12,273 arrivals recorded for the month.

The increase in overall arrivals was driven by excursionist/day trippers, which were up 13.6%; while tourist or stay-over visitors were down 4.5%.

Of the visiting travellers, 12,053 visitors or 98.2% were vacationers and 220 or 1.8% of visitors came for business.

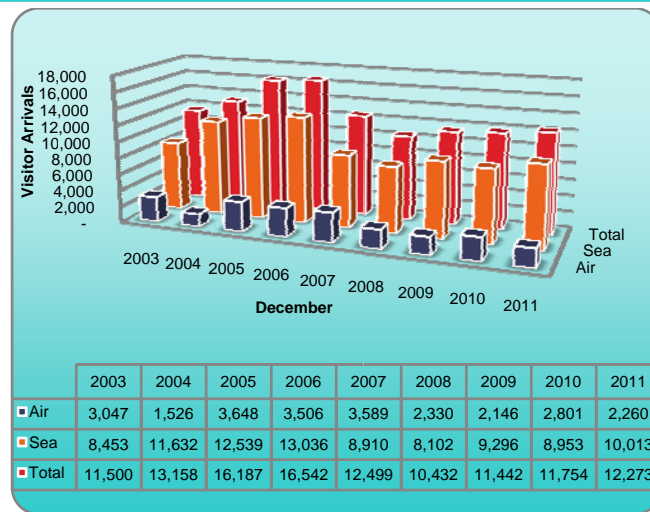


Figure 1: Visitor Arrivals, December 2003 - 2011

PASSENGER MOVEMENT

For the fourth consecutive year passenger arrivals (including both residents and visitors) were down this month compared to the previous year. This December arrivals stood at 21,311 passengers, a decline by 1.8%, doubling 2009/2010's position.

Arrivals at the Blowing Point seaport totalled 15,956 passengers or 74.9%; Sandy Ground saw 2,153 passengers or 10.1%; and at the airport 3,202 passengers landed or 15.0% of arrivals.

Departing passengers for the month was relatively unchanged, up 0.4% compared to December 2010 to 19,765 passengers. At the Blowing Point terminal, 15,279 passengers or 77.3% of departures were ferried out. At the Sandy Ground port 2,097 passengers departed or 10.6%. The final official port of exit for passengers - Clayton J. Lloyd International – saw 2,389 passengers or 12.1% leaving the island.

TOURIST (Stay-Over Visitors)

Tourist arrivals, after the large drop off in December arrivals back in 2008, were showing signs of recovery for the following two years, but fell again this year by 4.5%, totalling 6,964 tourists.

The average intended length of stay of tourists during this holiday season was 9.0 days, as compared to 8.9 in 2010.

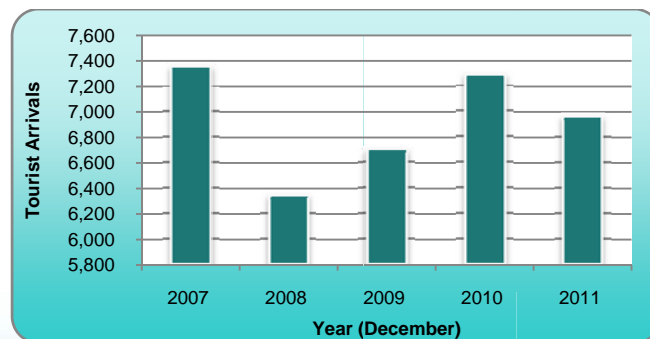


Figure 2: Tourist Arrivals, December 2007 – 2011

TOURIST (Stay-Over Visitors) *continued*

Looking at stay-over visitor arrivals, grouped by length of stay, it showed that most tourists stayed for 4-7 days (37.2%), approximately the same proportion for 8-15 days (37.1%), followed by 1-3 days (14.6%), some tourists had longer stays visiting for 16- 22 days (4.9%) and all the other stay-over visitors (6.2%) spent over 3 weeks in Anguilla.

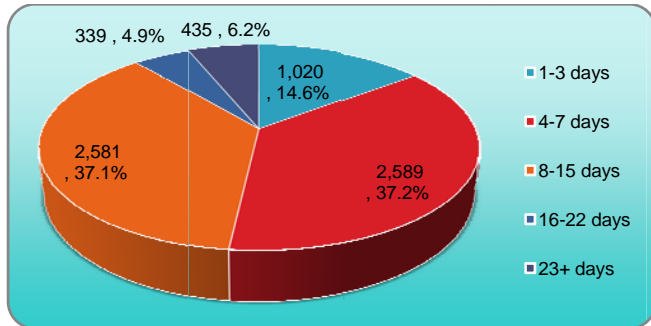


Figure 3: Tourist Arrivals by Length of Stay, December 2011

Europe (Other) and French West Indies were the only two markets, when compared to December 2010 to show growth in tourist numbers, up 21.8% and 10.9% respectively. All of the other markets registered lower arrivals, most notably the Caribbean, which fell by 30.5% relative to 2010.



Figure 4: Tourist Arrivals by Country of Residence, December 2010 and 2011

EXCURSIONIST (Day Trippers)

Day trippers to Anguilla for the period in review totalled 5,309 arrivals, an increase by 13.6% relative to the same period in the previous year.

Excursionist arrivals by air remained very low, with a count of 31 day trippers (0.6%) for the period. Day excursionists coming to Anguilla, generally travel by sea, with 59.0% coming in at Blowing Point and 40.4% at Sandy Ground.

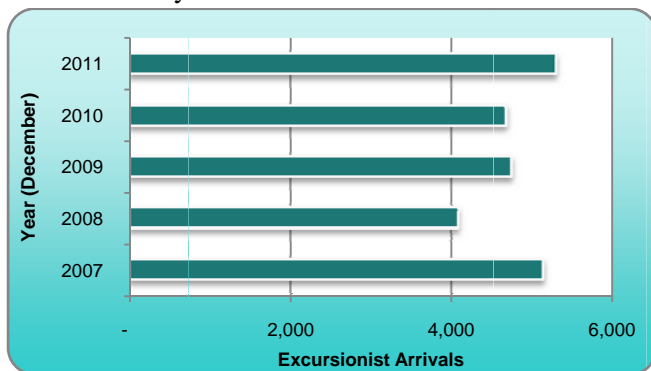


Figure 5: Excursionist Arrivals, December 2007 - 2011

Excursionists coming to Anguilla are grouped into 10 markets. Half of these showed improved arrivals for the month when compared to December 2010, including USA (+19.4%), Canada (+87.7%), UK (+28.5%), Italy (+215.4%) and Europe – Other (+4.4%).



Figure 6: Excursionist Arrivals by Country of Residence, December 2010 and 2011

This report, along with other Tourism data, is available at the Government of Anguilla Statistics Department's website: <http://gov.ai/statistics/tourism.htm>

ANGUILLA STATISTICS DEPARTMENT
 OLD COURT HOUSE BUILDING
 P.O.BOX 60 | THE VALLEY | ANGUILLA
 BRITISH WEST INDIES
 Telephone: +(264) 497-5731 | Fax: +(264) 497-3986
 Email: statistics@gov.ai