



Tourism Statistics Summary

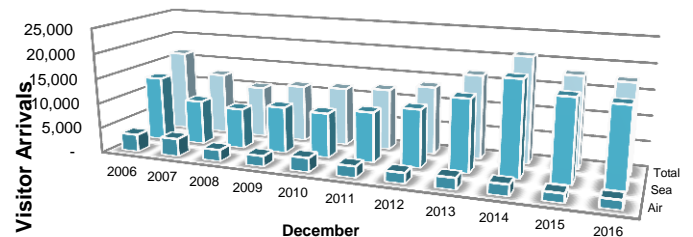
December 2016

OVERVIEW

December's overall visitor arrivals to Anguilla, ended the 4th quarter and the year 2016 with a total of 17,501, within the middle of the tourist season recording a monthly decline of 2.9% over its 2015 corresponding figure of 18,026. This is recorded as the tenth (10th) monthly decline for 2016, with only two recorded increases; July and October with 2.3% and 11.2% respectively during the 2016. The largest comparative 2016/2015 monthly decline was experienced in April and the smallest in June of 16.4% and 0.1% respectively. Visitor arrivals for December 2016 were the third (3rd) highest for this period dating back to 1993; the highest figure was recorded in 2014 followed by 2015 with 20,961 and 18,026 respectively.

This decrease in December's visitor arrivals was due to the negative influence of the day-trippers (excursionists) as stay-over visitors (tourists) arrivals showed positive movement.

A review of December's visitor data showed that 2.0% of the arrivals represented intended business travellers and the remaining 98.0%, vacationers. For the year 2016, Anguilla welcomed 175,970 visitors, a comparative decline from 186,068 of 5.4% for the same period for 2015.



	2006	2007	2008	2009	2010	2011	2012	2013	2014	2015	2016
■ Air	3,506	3,589	2,330	2,146	2,801	2,260	2,109	2,294	2,232	1,796	1,837
■ Sea	13,036	8,910	8,102	9,296	8,953	10,013	11,455	14,341	18,729	16,230	15,664
■ Total	16,542	12,499	10,432	11,442	11,754	12,273	13,564	16,635	20,961	18,026	17,501

Figure 1: Visitor Arrivals, December 2006 - 2016

PASSENGER MOVEMENT

Passenger arrivals (including both residents and visitors) were down 1.8%, totalling 25,817 from December's 2015 figure of 26,278 passengers.

Anguilla's inward passenger movement by sea continues to be the main mode of entry; as the seaports saw inward passengers of 23,184 (89.8%), of which, 19,294 (83.2%) passengers entered at the Blowing Point terminal and 3,890 (16.8%) at the Sandy Ground port. The Clayton J. Lloyd International Airport welcomed 2,633 (10.2%) passengers to Anguilla.

Passenger departures for December decreased at a faster rate of 2.7% relative to the same period in 2015, to 24,265 compared to that recorded in 2015 of 24,937.

Passenger departures via the seaports from Anguilla accounted for 91.4% (22,186), of which 18,340 (82.7%) passengers left through the Blowing Point terminal and 3,846 (17.3%) passengers made their exit from the Sandy Ground port. The Clayton J. Lloyd International Airport facilitated 8.6% (2,079) of the departures from Anguilla.

TOURISTS (Stay-Over Visitors)

December's tourist or stay-over visitor arrivals to Anguilla continued 2016's increasing trend; up by 2.5% over the same period in 2015 to 8,526 persons. This was the tenth (10th) monthly increase in 2016, with the highest increase recorded in July with 26.3%. The period under review registered the second (2nd) highest December figure dating back to 1993.

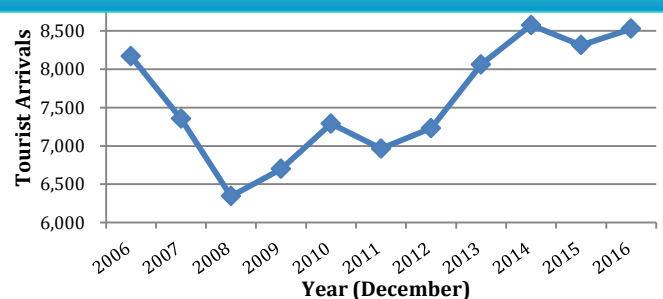


Figure 2: Tourist Arrivals, December 2006-2016

TOURISTS (Stay-Over Visitors) *continued*

The average intended length of stay of tourists in Anguilla for the period under review was 8.2 days, a decrease from December's 2015, 8.3 days. The largest slice of tourists, 40.3% intended to spend 4-7 days in Anguilla. 31.2% of tourists wished to stay 8-15 days, followed by 19.1% for 1-3 days, 3.6% for 16-22 and 5.7% indicating they intended to stay 23 or more days.

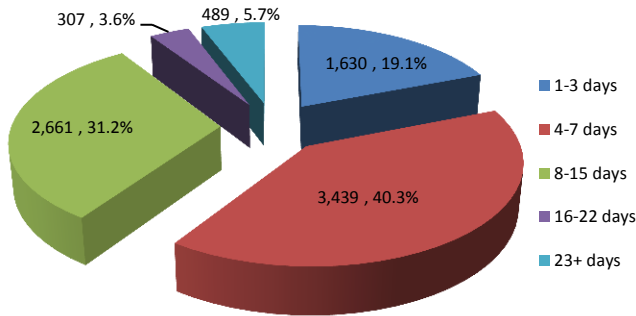


Figure 3: Tourist Arrivals by Length of Stay, December 2016

A review of the source markets for tourists visiting Anguilla during this period showed seven (7) increases

that contributed to the overall upward movement in tourist arrivals, with the highest increases over their 2015 corresponding figures in the 'Caribbean', 'Other European' and 'Other' markets with 23.7%, 10.7%, and 8.7% respectively. The decreases were recorded by the 'German', 'U.K.' and 'Canada' markets with 8.5%, 8.0% and 0.8%.

Anguilla's main source market, the "USA", experienced a 1.2% increase over the period, contributing 68.2% to the overall share of tourist arrivals.

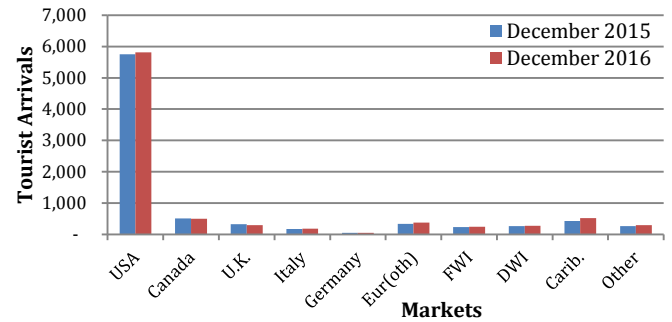
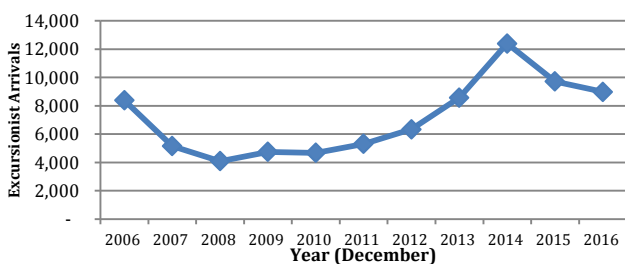


Figure 4: Tourist Arrivals by Country of Residence, December 2015 and 2016

EXCURSIONISTS (Day Trippers)

Excursionist arrivals for the month under review recorded a monthly decrease of 7.6%; totalling 8,975 day-trippers, over the 9,712 during the same period in 2015. This is 2016's eleventh (11th) monthly decrease for this category, with the sole increase recorded in October with 9.4%. This was also the fourth highest recorded amount of arrivals for the month 'December' dating back to 1993, with the highest recorded in 2014. The seaports were the main mode of entry with 99.4% of excursionists entering; of which 59.4% entered via the Blowing Point terminal. The Sandy Ground seaport welcomed 40.6%, in which it accommodated 4 cruise vessels with 493 passengers and 340 crew members.



Day trippers to Anguilla declined in four (4) and increased in six (6) of the source markets, cumulatively contributing to the overall downturn movement in this type of visitor. The decreases were recorded in the 'Other European', 'Other', 'U.K.' and 'USA' markets with 34.2%, 12.0%, 5.3% and 4.5% respectively. The largest increases were recorded in the 'French West Indies' and 'German' markets with 52.5% and 7.3% respectively, over their corresponding 2015 figures.

Anguilla major source market, the USA, held a share of 50.6% of this excursionists' market.

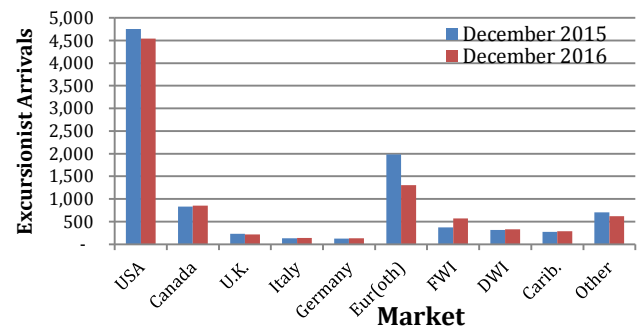


Figure 6: Excursionist Arrivals by Country of Residence, December 2015 and 2016

This report, along with other Tourism Data, is available at the Government of Anguilla Statistics Department's website: <http://gov.ai/statistics/tourism.htm>