



Tourism Statistics Summary

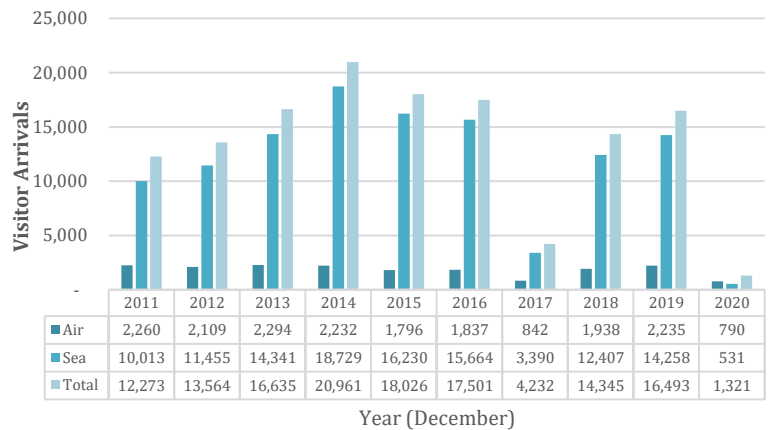
December 2020

OVERVIEW

December's visitor arrivals for the last month of 2020 numbered 1,321 persons who graced our shores, down 92.0% from the 16,493 arrivals in December 2019. This has been the lowest recorded number of arrivals for a December period, followed by the years 1995 and 2017 when Anguilla suffered impacts of what were described as major hurricanes.

Anguilla opened its borders on November 2nd, 2020 after the COVID-19 global pandemic, prompted the closure of the borders from March 20th 2020 with limited international travel, to mitigate the spread of the virus. Since the onset of this pandemic, the months April to December 2020, have recorded the lowest monthly number of visitors to Anguilla in comparison to previous

years. During the year 2020, Anguilla has welcomed 41,093 arrivals to its shores, a 75.3% decline over the 166,351 recorded in the previous year, 2019.



Visitor Arrivals, December 2011 - 2020

PASSENGER MOVEMENT

Passenger arrivals (including both residents and visitors) recorded a decline of 93.4%; down to 1,611 passengers from the December 2019 number of 24,373 passengers. Passengers are currently free to travel to Anguilla after the removal of the travel restrictions once the stipulated protocols are followed.

The majority of the passengers, 974 (60.5%) arrived via Clayton J. Lloyd International Airport. The mode of entry via sea, recorded 637 passengers (39.5%), of which; 599 (94.0%) entered via the Blowing Point terminal and 38 passengers (6.0%) arrived via the Sandy Ground port.

Passenger departures recorded a decrease of 94.9% relative to the same period in 2019, with 1,139 outbound passengers, compared to the recorded 22,481 in December 2019.

Of the three ports of exit, passenger departing via the seaports of Anguilla totalled 506 (44.4%), of which departures via the Blowing Point seaport terminal accounted for 480 passengers (94.9%) and 26 passengers (5.1%) via the Sandy Ground port. The Clayton J. Lloyd International Airport facilitated 633 (55.6%) of the total departures from Anguilla.

TOURISTS (Stay-Over Visitors)

December's tourist (stay-over visitors) arrivals to Anguilla for 2020 recorded 1,321 arrivals, the lowest figure for a December period dating back to 1993 for which data is available. Conversely, this was the highest monthly figure for this type of visitor for the past 9 months since the onset of the COVID-19; April to December 2020, with the lowest numbers recorded in the months April and May, with no arrivals. This December 2020 figure also represents an 86.6% decline from the corresponding December 2019 figure of 9,868 arrivals, which was the highest number of persons to grace our shores for any

December period for which data is available.

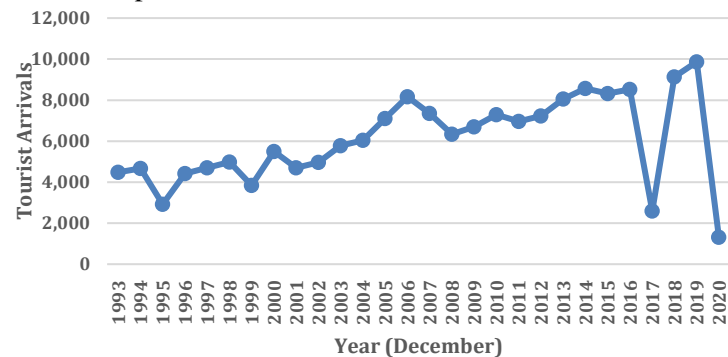


Figure 1: Tourist Arrivals, December 1993–2020

Tourists (Stay-Over Visitors) *continued*

The intended average length of stay of tourists increased to 11.7 days from 7.9 days in December 2019. The majority of the tourist arrivals (37.6%) intended to stay for 4 to 7 days, 30.1% intended to stay for 8 to 15 days, 19.6% for 23 or more days, 8.3% for between 16 to 22 days and 4.4% of tourist had interest in spending 1 to 3 days.

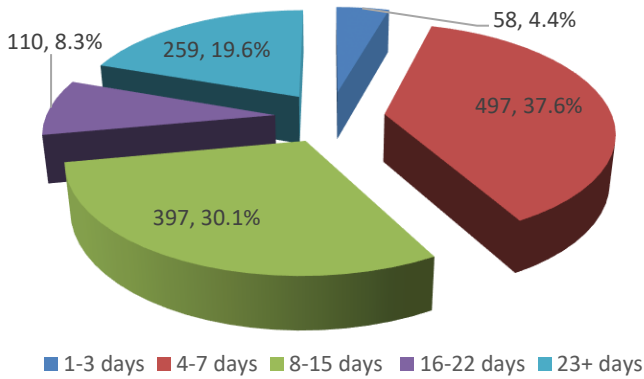


Figure 2: Tourist Arrivals by intended Length of Stay, December 2020

A review of the ten (10) source markets from which tourists to Anguilla originated, shows that all ten (10) source markets contributed to the overall decline in tourist arrival. The ‘Dutch & French West Indies’ and the ‘Caribbean’ markets recorded the largest declines with 99.4%, 95.1% and 95.2% respectively. Anguilla’s main source market ‘USA’ recorded a decline of 85.8% over its corresponding 2019 figure, with a 72.9% share of the tourist market.

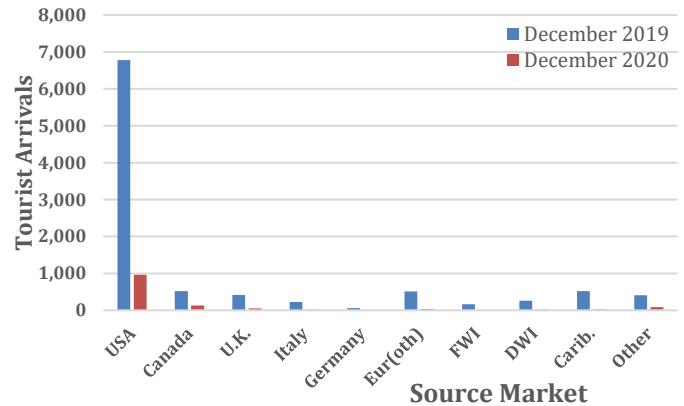


Figure 3: Tourist Arrivals by Country of Residence

EXCURSIONISTS (Day Trippers)

For the month under review, there were no recordings of excursionist arrivals. This figure is usually impacted by St. Maarten/St. Martin’s tourists who travels to Anguilla on a day trip to enjoy our beaches and hospitality for a day.

Since the onset of the epidemic of the COVID-19 with the closure of the ports, limited travel and its reopening in November, the last nine months have recorded only thirteen (13) arrivals of this type of visitor.

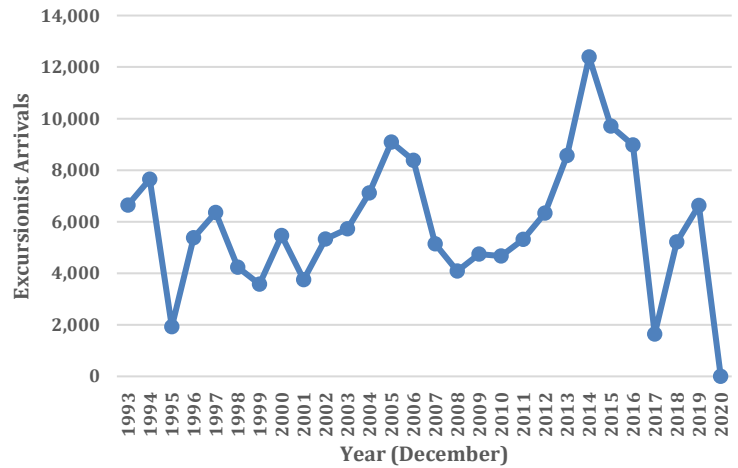


Figure 4: Excursionist Arrivals, December 1993 – 2020

This report, along with other Tourism data, is available at the Government of Anguilla Statistics Department’s website: <http://statistics.gov.ai>

ANGUILLA STATISTICS DEPARTMENT
 P.O.BOX 60 | THE VALLEY | ANGUILLA
 BRITISH WEST INDIES
 Telephone: + (264) 497-5731 | Fax: + (264) 497-3986
 Email: statistics@gov.ai

‘Sound Statistics for Sustainable Development’