



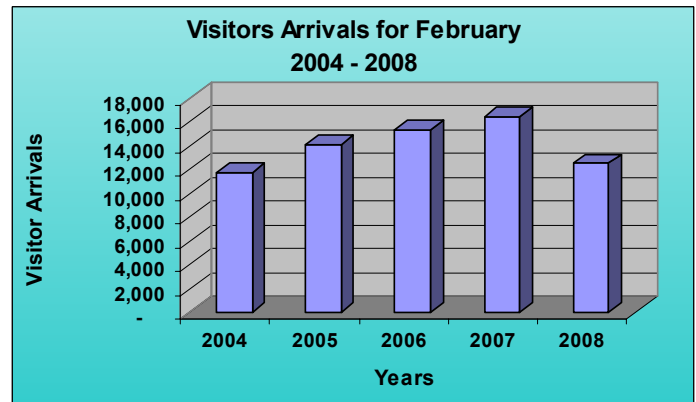
Anguilla Government Statistics Department – February 2008

Tourism Statistics Summary

OVERVIEW

Anguilla visitor arrivals, which include tourists and excursionists, for the month of February 2008, totalled 12,549 arrivals, resulting in a 23.7% decline over its corresponding February 2007 figure. Over the past decade 1999- 2008, this was the 7th largest number of visitors to Anguilla for the month of February.

Of the 12,549 visitors to the island during this month, the majority, 11,989 (95.5%) came on vacation, while 560 (4.5%) came on business.



PASSENGER MOVEMENT

Passenger arrivals include Anguillians as well as visitors, entering through the ports of Wallblake Airport, Blowing Point and Sandy Ground. These arrivals totalled 22,277 in February 2008 as compared with 25,662 in February 2007, where 75.1% (16,730) of these passengers entered through the Blowing Point port. Passenger arrivals through the Wallblake Airport and Sandy Ground port totalled 4,216 (18.9%) and 1,331 (6.0%) respectively.

Departures totalled 21,569 during February 2008. Of this number, 4,193 (19.4%) passengers departed through the Wallblake Airport compared to 4,229 in 2007. Departures through the Blowing Point Port totalled 6,021 (74.3%) compared to 16,816 in 2007. The port of Sandy Ground facilitated 1,355 (6.3%) departures during this month compared to 2,871 during February 2007.

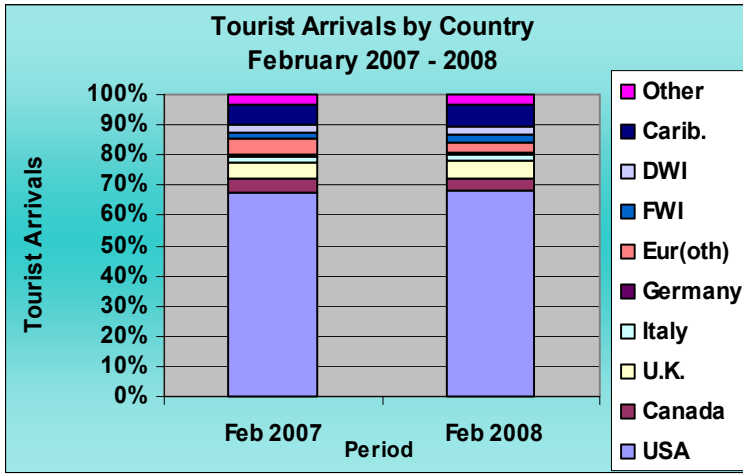
TOURISTS (Stay-Over Visitors)

Tourists accounted for 57.2% of the total number of visitors to Anguilla during February 2008. During this month tourist arrivals totalled 7,177, a decrease of 6.4% over the 7,668 recorded in February of 2007. This was the 2nd largest recorded figure for tourist arrivals for the month of February over the past decade.

The average length of stay for tourists during this month was 8.1 days in comparison to 7.5 days in February 2007.

The majority, 44.8% of tourists stayed in Anguilla between 4-7 days. 27.4% stayed for between 8-15 days, 17.9% spent between 1-3 days, while 3.7% spent 16-22 days. 6.2% of the tourists spent 23 days or more on the island.





During February 2008, the majority of tourists visiting to Anguilla, 68.1%, came from the U.S.A. Arrivals from the U.S.A. declined by 6.0%. The Dutch West Indies and German markets were the two markets with the largest percentage increase of arrivals with 27.4% and 11.8% respectively.

Arrivals from all the other country categories experienced declines, with the exception of 'Other Caribbean' which had a slight increase of 0.8% in February 2008 over February 2007.

EXCURSIONISTS (Day Trippers)

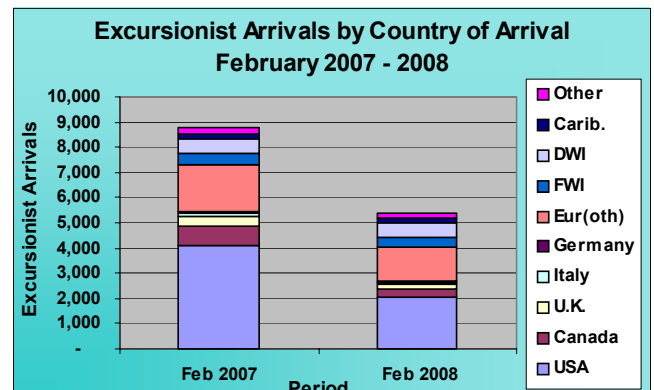
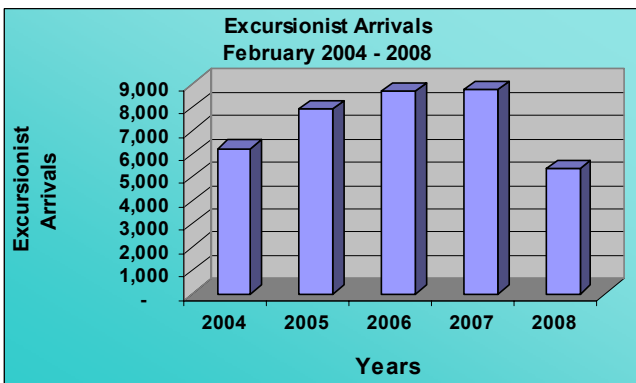
Excursionist arrivals for the month of February 2008 totaled 5,372, a decrease of 38.8% over the February 2007 figure.

For the month under review, the Blowing Point port was the main port of entry, with 73.5% of excursionists using this port as the gateway to Anguilla. There was a decrease of 33.1% in arrivals by this type of visitor through this port over February 2007.

The Wallblake Airport accounted for 2.0% and Sandy Ground 24.4% of excursionist arrivals. Excursionist arrivals through the Wallblake Airport and Sandy Ground registered decreases of 39.1% and 51.4% respectively compared to their corresponding 2007 figure.

Of the 10 categories in which the country of residence is grouped, the United States of America continued to be ranked as the main source market from which Anguilla's excursionists resided. During the month of February, 2,028 of this type of visitors were from the U.S.A. The "Other Europe" category was the second highest ranked source market where 1,317 of the 5,372 excursionists.

There were declines in excursionist arrivals from all of the source markets with the exception of the 'DWI' markets which recorded an increase 11.1%. Excursionist arrivals residing in the U.K., Canada and the U.S.A experienced the largest percentage declines with 58.1%, 51.0% and 50.9% respectively.



This report along with other Tourism Data, are available at the Government of Anguilla Statistics Department's website:
<http://gov.ai/statistics/tourism.htm>

STATISTICS DEPARTMENT – ANGUILLA
 OLD COURT HOUSE BUILDING
 P.O.BOX 60
 THE VALLEY, ANGUILLA
 BRITISH WEST INDIES
 Telephone: 1-264-497-5731
 Fax: 1-264-497-3986
 Email: statistics@gov.ai