



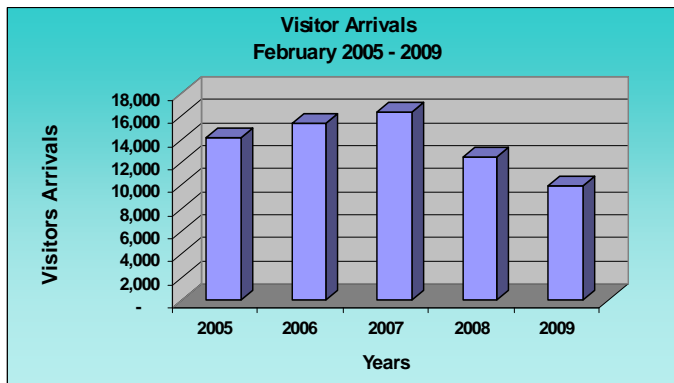
# Anguilla Government Statistics Department

## Tourism Statistics Summary – February 2009

### OVERVIEW

Anguilla visitor arrivals, which include tourists and excursionists, for the month of February 2009, totaled 10,034 arrivals, resulting in a 20.0% decline over its corresponding February 2008 figure. Over the past decade for the same period, this was the smallest quantity of visitor arrivals to Anguilla shores.

Of the 10,034 visitors to the island during this month, the majority, 9,694 (96.6%) came on vacation, while 340 (3.4%) came on business.



### PASSENGER MOVEMENT

Passenger arrivals include residents of Anguilla as well as visitors, entering through the ports of Wallblake Airport, Blowing Point and Sandy Ground. These arrivals totaled 17,390 in February 2009 as compared with 22,277, in February 2008, resulting in a decrease of 21.9%. The majority of passengers 78.9% (13,725) entered through the Blowing Point port, while passenger arrivals through the Wallblake Airport and Sandy Ground ports totaled 2,488 (14.3%) & 1,177 (6.8%) respectively.

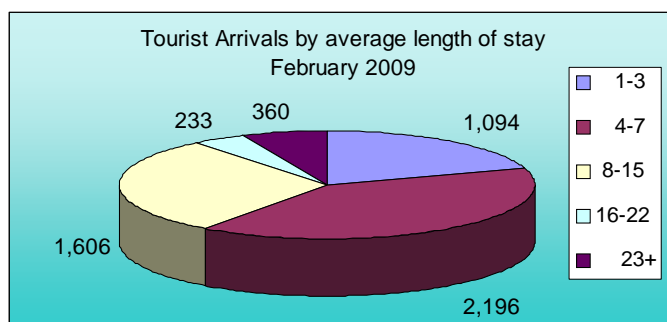
Departures totaled 17,072 during February 2009, a decrease of 20.8% over the 21,569 in 2008. The majority of departing passengers 13,241 (77.6%) left Anguilla through the Blowing Point Port compared to 16,021 in 2008. The Wallblake Airport accounted for 2,683 (15.7%) departing passengers compared to 4,193 in 2008. The port of Sandy Ground facilitated 1,148 (6.7%) departures during this month compared to 1,355 during February 2008.

### TOURISTS (Stay-Over Visitors)

Tourists accounted for 54.7% of the total number of visitors to Anguilla during February 2009. During this month tourist arrivals totaled 5,489, a decrease of 23.5% over the 7,177 recorded in February 2008. Over the past five years, this total was the smallest recording of tourist arrivals for the month of February and the largest decrease experienced.

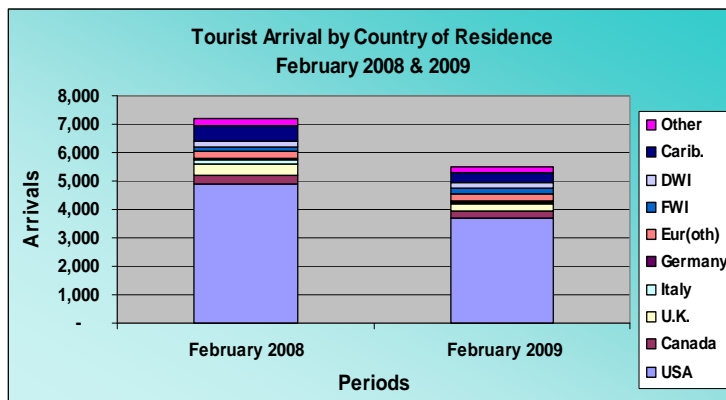
The average intended length of stay for tourists during this month was 8.3 days compared to the 8.1 days spent in February 2008.

The majority, 40.0% of tourists stayed in Anguilla between 4-7 days. 29.3% stayed between 8-15 days, 19.9% spent between 1-3 days, while 4.2% and 6.6% of tourists spent 16 – 22 days and 23 days or more, respectively on the island.



During February 2009, majority of tourists visiting Anguilla, 67.2%, came from the U.S.A., experiencing a decline of 24.6%. The second largest source market was from the ‘Caribbean’ where 6.6% of the recorded number of tourists originated; a recorded decline of 29.9%.

Tourist arrivals from ‘French West Indies’ and the ‘Dutch West Indies’ were the only two that recorded increases in tourist arrivals by country of residence of 19.0% and 12.0% respectively.



## EXCURSIONISTS (Day Trippers)

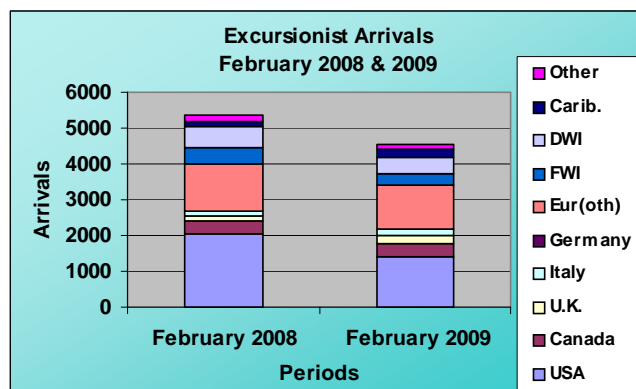
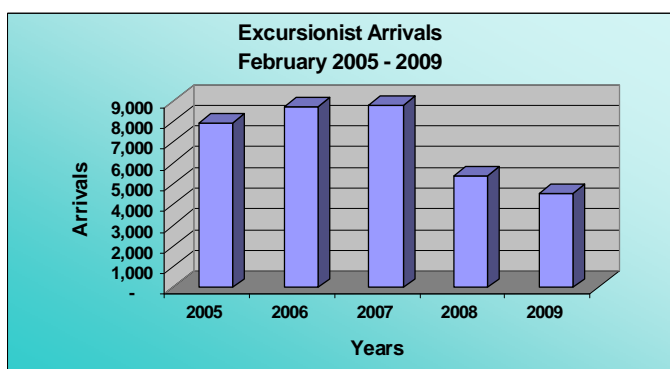
Excursionist arrivals for the month of February 2009 totaled 4,545, a decrease of 15.4% over its corresponding February 2008 figure. This figure was the smallest amount of excursionist arrivals to Anguilla for the month of February over the past decade.

For the month under review, the Blowing Point port was the main port of entry, with 72.2% of excursionists using this port as the gateway to Anguilla. There was a decrease of 16.9% of excursionist arrivals through this port when compared to February 2008.

The Wallblake Airport accounted for 2.0% and Sandy Ground 25.8% of excursionist arrivals. Excursionist arrivals through the Wallblake Airport and Sandy Ground registered decreases of 15.6% and 10.7% respectively compared to their corresponding 2008 figure.

Of the 10 categories in which the country of residence is grouped, the United States of America continued to be ranked as the main source market from which Anguilla’s excursionists originated. During the month under review, 1,412 (31.1%) of this type of visitor was from the U.S.A. “Europe Other” was the second highest ranked source market with 1,233 (27.1%) of the 4,545 excursionists to Anguilla.

There were declines in excursionist arrivals from six of the source markets and four reported increases. Excursionist arrivals from ‘Germany’ and ‘USA’ experienced the largest percentage declines with 31.7% and 30.4% respectively. Conversely, the two largest increases were experienced by the ‘UK’ and the ‘Caribbean’ markets which registered increases of 43.2% and 40.9% respectively.



This report along with other Tourism Data, are available at the Government of Anguilla Statistics Department’s website: <http://gov.ai/statistics/tourism.htm>

STATISTICS DEPARTMENT – ANGUILLA  
 OLD COURT HOUSE BUILDING  
 P.O.BOX 60  
 THE VALLEY, ANGUILLA  
 BRITISH WEST INDIES  
 Telephone: 1-264-497-5731  
 Fax: 1-264-497-3986  
 Email: [statistics@gov.ai](mailto:statistics@gov.ai)