



# Tourism Statistics Summary

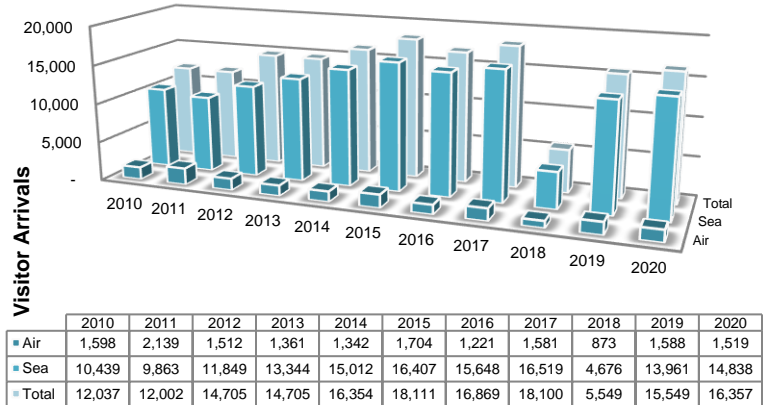
## February 2020

### OVERVIEW

February's visitor arrivals for 2020 tourism season totalled 16,357 visitors, visiting the shores of Anguilla. This was the first increase for the year 2020 over its corresponding 2019 arrivals figure of 15,549; by 5.2% after the decrease recorded in January 2020. Reviewing data as far back as 1993, this was the 5<sup>th</sup> largest figure recorded, with the largest recorded being in 2015 with 18,111, followed by 2017 and 2016 with 18,100 and 16,869 arrivals respectively. Anguilla has welcomed a total of 31,011 visitors to its shores thus far, 281 arrivals more compared to the same period in 2019.

Both types of visitors; tourist arrivals (stay-over visitors) and excursionist (day-trippers) contributed positively to the visitor arrivals figure.

Of these visitors, 1.2% represented business travellers whereas the other 98.8% represented vacationers.



Visitor Arrivals, February 2010 - 2020

### PASSENGER MOVEMENT

Passenger arrivals (including both residents and visitors) recorded an increase of 5.6%; up to 23,311 from February's 2019 figure of 22,066 passengers.

Anguilla's inward passenger movement by sea continues to be the main mode of entry; as the seaports saw inward movements of 20,973 (90.0%) of total passengers. The Blowing Point terminal accounted for 16,980 (81.0%) and the port at the Sandy Ground accounted for 3,993 (19.0%). Passenger arrivals at the Clayton J. Lloyd International Airport totalled 2,338 (10.0%) of total passengers.

Passenger departures also recorded an increase but at a lower rate, 3.9% relative to the same period in 2019, with 22,456 outbound passengers, compared to the recorded 21,613 in February 2019.

Passenger departures via the seaports of Anguilla numbered 20,043 (89.3%), of which 16,093 (80.3%) left through the Blowing Point terminal and 3,950 (19.7%) passengers made their exit through the Sandy Ground port. The Clayton J. Lloyd International Airport facilitated 2,413 (10.7%) of the total departures from Anguilla.

### TOURISTS (Stay-Over Visitors)

February's tourist (stay-over visitors) arrivals to Anguilla for 2020 recorded its second consecutive increase; a 5.6% increase to 9,811 in arrivals over its corresponding February 2019 figure of 9,289 arrivals. This figure was recorded as the highest figure for any 'February' month after reviewing data spanning 1993 - 2020, followed by the February 2019. The total number of tourists for 2020 to date totalled 18,981; 776 more tourists when compared to the same period in 2019. Additionally, this February was recorded as the highest figure for the year 2020.

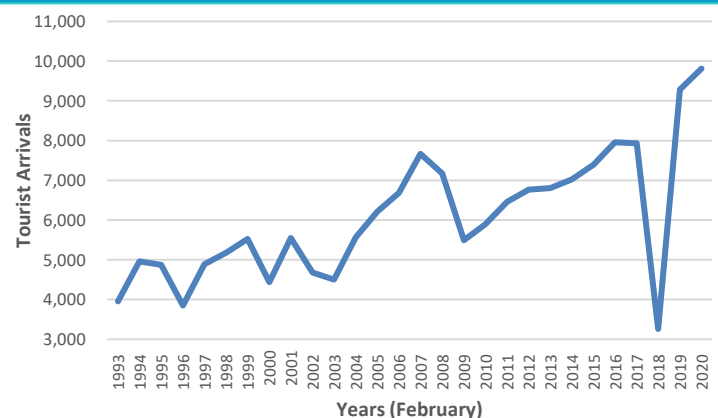


Figure 1: Tourist Arrivals, February 1993–2020

**TOURISTS (Stay-Over Visitors)** *continued*

The average intended length of stay of tourists in Anguilla for the period under review declined to 7.1 days from the 7.3 days recorded in February 2019. Most tourists, more than half, 53.1% intended to spend 4-7 days in Anguilla. 21.3% of tourists planned to stay 1-3 days, followed by 17.4% who stated they intended to stay 8-15 days, 6.1% for 23 or more days and 2.0% intended to stay 16-22 days.

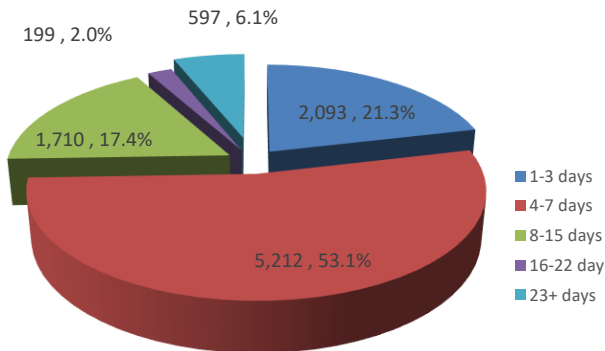


Figure 2: Tourist Arrivals by Length of Stay, February 2020

A review of the source markets for tourists visiting Anguilla during February 2020, showed that eight (8) of the source markets contributed to the recorded increase in the tourist arrivals figure. The largest increase was experienced in the ‘Italian’ market with 48.7%, followed by markets such as ‘Dutch West Indies’ and ‘Other’, with 25.0% and 24.7% respectively. The two markets that negatively impacted tourist arrivals were the ‘German’ (-5.8%) and ‘Caribbean’ (-2.6%) markets. The USA, Anguilla’s major source market recorded a 3.1% increase, held a 71.7% share of the tourist arrivals.

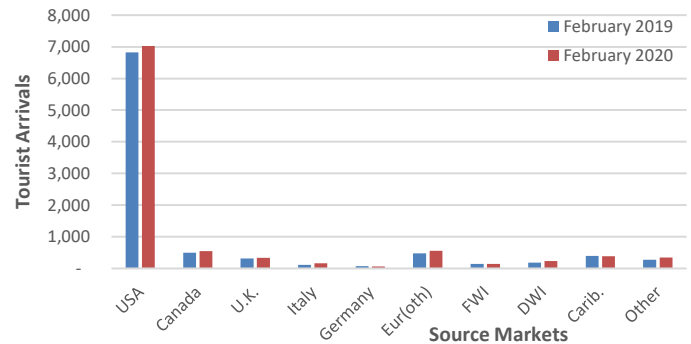


Figure 3: Tourist Arrivals by Source Market, February 2019 and 2020

**EXCURSIONISTS (Day Trippers)**

Excursionist arrivals for the month under review numbered 6,546; the 15<sup>th</sup> highest based on data as far back as 1993. The performance in this type of visitors still struggles to return to its pre Irma figures (2014-2017). This type recorded increase of 4.6% when compared to the 6,260 arrivals in February 2019. This increase was the first monthly increase for 2020 after recording a decline in January.

Similar to tourist arrivals, Anguilla’s day-trippers source markets also showed that eight of its markets contributed to the increase experienced in excursionist arrivals for

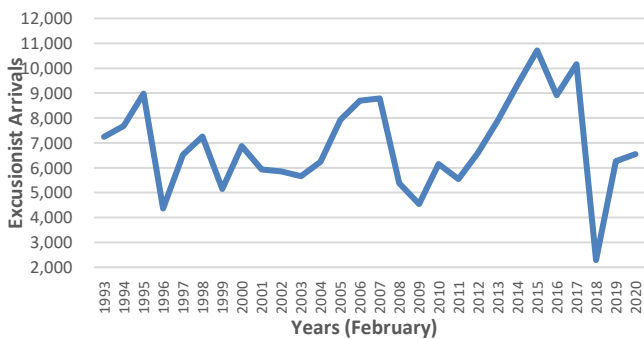


Figure 4: Excursionist Arrivals, February 1993 – 2020

February 2020. The ‘French West Indies’ recorded the largest increase in percentage points 78.7%, followed by the markets, ‘Other’, and the ‘Caribbean’ with 29.0% and 19.0% respectively. The decreases were experienced in the ‘U.K.’ and ‘Italian’ markets with 71.2% and 30.6% respectively. Anguilla’s main source market for excursionist; the USA increased by 4.8% and held a share of 43.5% (2,845) of the excursionists’ market. Anguilla also recorded the docking of six (6) small cruise vessels during February 2020, which accommodated 508 passengers and a crew of 348.

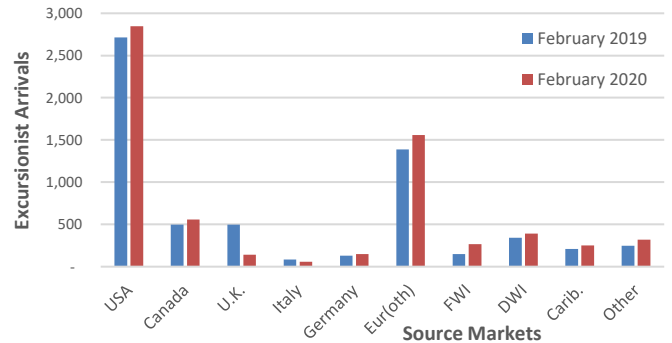


Figure 5: Excursionist Arrivals by Country of Residence, February 2019 and 2020

This report, along with other Tourism Data, is available at the Government of Anguilla Statistics Department’s website: <http://gov.ai/statistics/tourism.htm>