



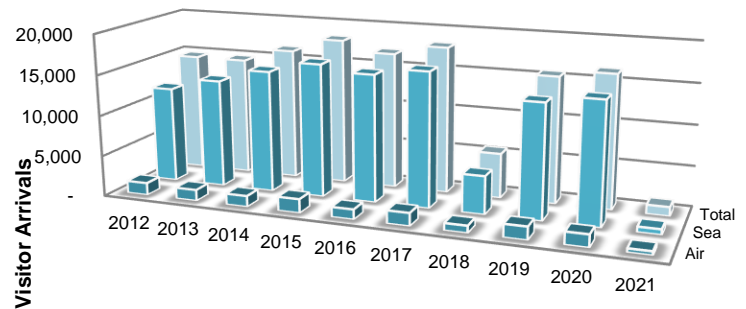
Tourism Statistics Summary

February 2021

OVERVIEW

February 2021 visitor arrivals during Anguilla's usually high season numbered 1,117 visitors, to the shores of Anguilla. This figure was a 93.2% decline over its corresponding 2020 arrivals figure of 16,357. A review of the data as far back as 1993, shows this is the smallest figure recorded for any February period, with the largest recorded in 2015 with 18,111, followed by 2017 and 2016 with 18,100 and 16,869 arrivals respectively. Anguilla welcomed 2,104 visitors to its shores thus far during this winter high season for 2021, the lowest ever cumulative figure for January and February. This may have been because of lower visitor activity given the COVID-19 pandemic. The second lowest cumulative figure of January and February was recorded in 2018, with 10,533 arrival, which may have

been as a result of the impact to Anguilla after the passage of hurricane Irma in September 2017.



	2012	2013	2014	2015	2016	2017	2018	2019	2020	2021
■ Air	1,512	1,361	1,342	1,704	1,221	1,581	873	1,588	1,519	458
■ Sea	11,849	13,344	15,012	16,407	15,648	16,519	4,676	13,961	14,838	659
■ Total	14,705	14,705	16,354	18,111	16,869	18,100	5,549	15,549	16,357	1,117

Visitor Arrivals, February 2012 - 2021

PASSENGER MOVEMENT

Passenger arrivals (including both residents and visitors) decrease by 94.5%; to 1,274 from February's 2020 figure of 23,311 passengers.

The seaport saw the highest number of inward movement of passengers with 710 (55.7%) of total passengers. The Blowing Point terminal accounted for 636 (89.6%) passengers and the port at the Sandy Ground accounted for 74 (10.4%). Passenger arrivals at the Clayton J. Lloyd International Airport totalled 564 (44.3%) of total passengers.

Passenger departures recorded a decline of 94.7% relative to the same period in 2020, with 1,179 outbound passengers, compared to the recorded 22,456 in February 2020.

Passenger departures via the seaports of Anguilla numbered 676 (57.3%), of which 601 (88.9%) left through the Blowing Point terminal and 75 (11.1%) passengers made their exit through the Sandy Ground port. The Clayton J. Lloyd International Airport facilitated 503 (42.7%) of the total departures from Anguilla.

TOURISTS (Stay-Over Visitors)

February's tourist (stay-over visitors) arrivals to Anguilla for 2021 recorded a decline of 88.6% to 1,114 arrivals over its corresponding February 2020 figure of 9,811 arrivals. This figure was recorded as the lowest figure for any month of February after reviewing data spanning 1993 - 2020 and fell from the highest February figure recorded in February 2020.

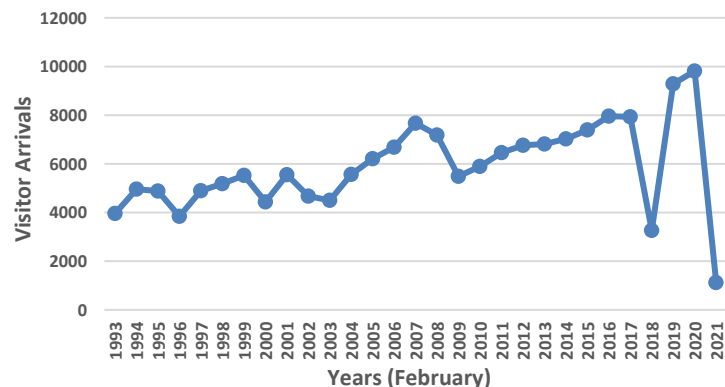


Figure 1: Tourist Arrivals, February 1993–2021

TOURISTS (Stay-Over Visitors) *continued*

The average intended length of stay of tourists in Anguilla for the period under review increased to 9.3 days from the 7.1 days recorded in February 2020. Most tourists, more than half, 55.7% intended to spend 4-7 days in Anguilla. 18.6% of tourists planned to stay 8-15 days, followed by 13.6% who stated they intended to stay 23 or more days, 8.1% for 1-3 days and 4.1% intended to stay 16-22 days.

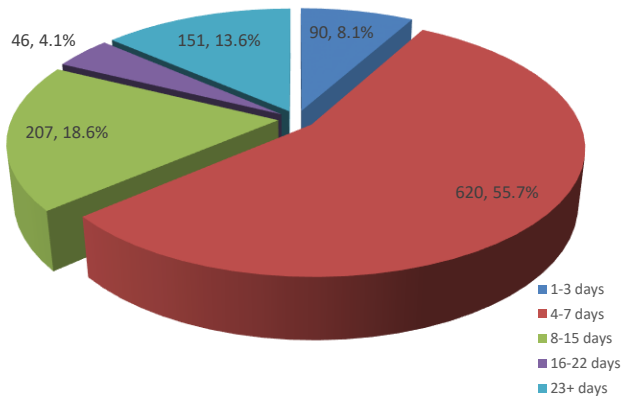


Figure 2: Tourist Arrivals by Length of Stay, February 2021

A review of the source markets for tourists visiting Anguilla during February 2021 showed that all ten (10) source markets contributed to the recorded decrease in the tourist arrivals figure. The largest decrease was experienced in the 'French West Indies' market with 98.6%, followed by the 'Italian' and 'Caribbean' markets, with 97.6% and 96.9% respectively.

Anguilla's major source market, the USA, recorded 904 arrivals, held an 81.1% share of the tourist arrivals; this was an 87.1% decrease over the corresponding 2020 figure.

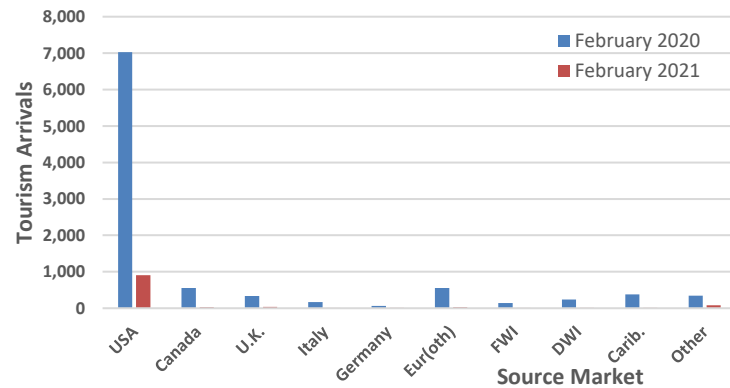


Figure 3: Tourist Arrivals by Source Market, February 2021

EXCURSIONISTS (Day Trippers)

Excursionist arrivals for the month under review numbered three (3); the lowest based on data as far back as 1993. This type of visitor to Anguilla is usually a tourist visiting St. Maarten/St. Martin who travels to Anguilla on a day trip to enjoy our beaches and hospitality for a day and usually. Anguilla has implemented precautionary measures to ensure the safety of its habitants with mandatory screening and a quarantine period, which may have inhibit day-trippers from visiting.

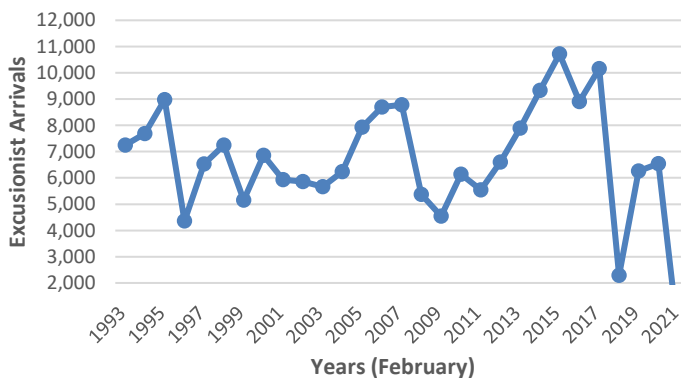


Figure 4: Excursionist Arrivals, February 1993 – 2021

These three arrivals originated from the 'USA' and 'Other' source markets; the USA accounted for two of the excursionists and one excursionist from the 'Other' source market. Both source markets recorded a decline of 99.6%, over there corresponding 2020 figures.

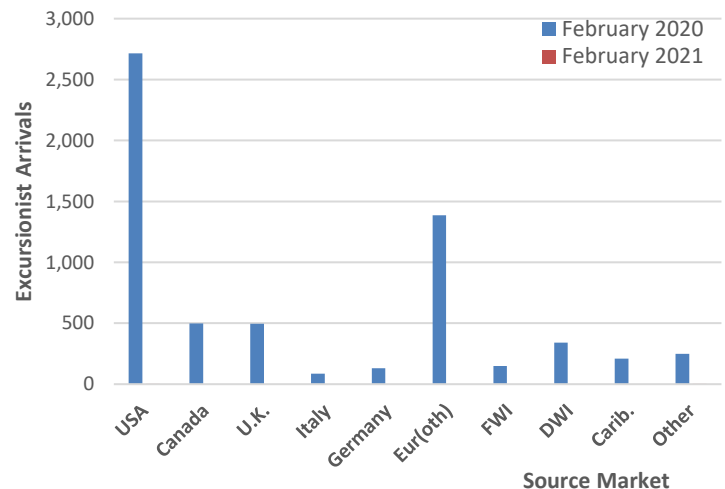


Figure 5: Excursionist Arrivals by Country of Residence, February 2020 and 2021

This report, along with other Tourism Data, is available at the Government of Anguilla Statistics Department's website: <http://gov.ai/statistics/tourism.htm>

ANGUILLA STATISTICS DEPARTMENT
 P.O.BOX 60 | THE VALLEY | ANGUILLA
 BRITISH WEST INDIES
 Telephone: + (264) 497-5731 | Fax: + (264) 497-3986
 Email: statistics@gov.ai

'Sound Statistics for Sustainable Development'