



Anguilla Government Statistics Department - January 2007

Tourism Statistics Summary

OVERVIEW

Anguilla's winter tourism season's increased arrivals in visitors continued in January 2007. This month figures recorded arrivals of 16,695 visitors to the island which include excursionists and tourists. This resulted in an 8.0% increase over the 15,456 arrivals in January 2006. This month's total was the highest recorded figure for the month of January over the past decade.

Of the 16,695 visitors to the island during this month; the majority, 15,945 (95.5%) came for relaxation while 750 (4.5%) came on business.



PASSENGER MOVEMENT

Arrivals include Anguillans as well as visitors, arriving at Wallblake Airport, Blowing Point and Sandy Ground Port. These arrivals totaled 27,066 in January 2007 as compared with 23,759 in January 2006, where 66.5% (18,009) of these passengers entered through the Blowing Point port. Passenger arrivals through the Wallblake Airport totaled 4,907 (18.1%) and Sandy Ground 4,150 (15.3%).

Departures totaled 27,553 during January 2007, where 5,373 (19.5%) passengers departed through the Wallblake Airport compared to 4,560 in 2006. Departures through the Blowing Point Port were 17,772 (64.5%) compared to 14,574 in 2006. The port of Sandy Ground facilitated 4,408 (16.0%) departures during this month compared to 4,136 during January 2006.

TOURISTS (Stay-Over Visitors)

Tourist accounted for 44.4% of the total number of visitors to Anguilla during January 2007. During the month January 2007, arrivals for this type of visitor increased by 22.7% to reach 7,411 tourists for the month under review. This was the largest recorded figure for tourist arrivals for the month of January over the last decade.

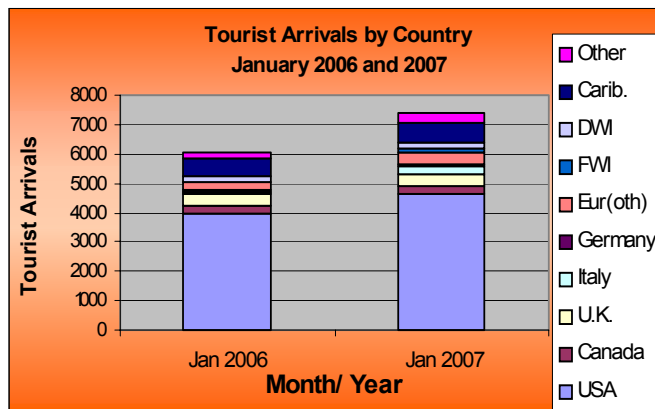
The average length of stay for tourists this month was 7.4 days as compared to 8.6 days in January 2006.

The majority, 38.0% of tourists stayed in Anguilla between 4-7 days. 30.5% stayed for between 1-3 days, 21.6% spent between 8-15 days, while 2.8% spent 16-22 days. 7.1% of the tourists spent 23 days or more on the island.



During January 2007, the majority of the tourists, 62.5%, originated out of the U.S.A., annually (Jan07/06) arrivals from this country increased by 16.1%. The Caribbean was the market from which the second largest number of tourists, 8.4% originated.

Arrivals from FWI and Italy both showed increases by 131% and 128% respectively over their corresponding January 2006 figures.

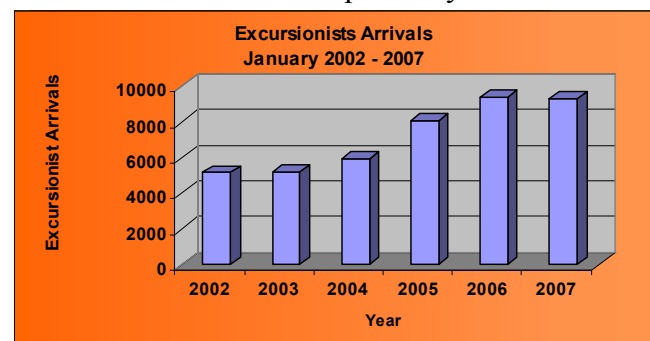


EXCURSIONISTS (Day Trippers)

Excursionist arrivals for the month of January 2007 totaled 9,284, a decrease of 1.4% over the January 2006 figure.

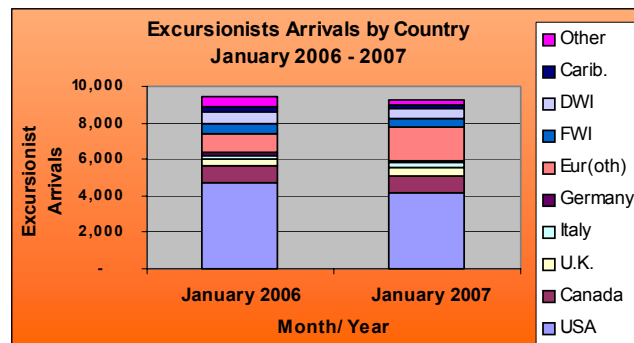
For the month of review, the port of Blowing Point was the main port of entry, with 65.0% of excursionists using this port as the gateway to Anguilla.

There was a 12.5% increase in this traveler activity through this port over January 2006. The Wallblake Airport accounted for 1.4% and Sandy Ground 33.6%. Excursionist arrivals through the Sandy Ground port and Wallblake Airport both registered decreases compared to their 2006 figure, with 18.9% and 36.6% respectively



Of the 10 categories in which the country of residence is grouped, the United States of America continued to be ranked as the main source market from which Anguilla's excursionists originate. During the period under review, 4,130 of this type of visitors were from USA. The Other Europe category was the second highest ranked source market where 1,849 of the 9,284 excursionists originated.

There were increases in excursionist arrivals from 4 of the source markets with declines in 6. 'Other Europe' was the source market, which experienced the largest increase of 79.2% in January 2007 over the 2006 corresponding figures. Conversely, the 'Other' category experienced the largest decline of 42.5% over its January 2006 figure.



This report along with other Tourism Data, are available at the Government of Anguilla Statistics Department's website: <http://gov.ai/statistics/tourism.htm>

STATISTICS DEPARTMENT – ANGUILLA
 OLD COURT HOUSE BUILDING
 P.O.BOX 60
 THE VALLEY, ANGUILLA
 BRITISH WEST INDIES
 Telephone: 1-264-497-5731
 Fax: 1-264-497-3986
 Email: statistics@gov.ai