



Anguilla Government Statistics Department - January 2008

Tourism Statistics Summary

OVERVIEW

Anguilla's winter visitor arrival figures continued a downward movement during the month of January 2008. This month records indicated that 12,336 persons visited Anguilla during this period, represented a decline of 26.1% from January 2007 figure.

Over the past five years; January 2004 was the only year to record less visitor arrivals of 10,507 than the 12,336 recorded in the month under review.

YEAR	2004	2005	2006	2007	2008
January	10,507	13,486	15,456	16,695	12,336



Of the 12,336 visitors to the island, 6,108 were tourists, while 6,228 were excursionists.

PASSENGER MOVEMENT

Arrivals include Anguillians as well as visitors, arriving at the three registered ports of entry; Wallblake Airport, Blowing Point and Sandy Ground Port.

January's passenger arrivals totaled 23,303 in as compared to 27,066 in January 2007. 16,568 (71.1%) passengers entered though the Blowing Point port. while the Wallblake Airport and Sandy Ground recorded 4,582 (19.7%) and 2,153 (9.2%) respectively.

Passenger departures totaled 23,053 for January 2008, with 5,154 (22.4%) departing through the Wallblake Airport compared to 5,373 in 2007.

Departures through the Blowing Point were 16,005 (69.4%) compared to 17,772 in 2007. The port of Sandy Ground facilitated 1,894 (8.2%) departures during this month compared to 4,408 during January 2007.

TOURISTS (Stay-Over Visitors)

Tourist arrivals accounted for 49.5% of the total number of visitors to Anguilla during January 2008.

During the month January 2008, 6,108 of this type of visitor came to Anguilla, a declined of 17.6% over its corresponding January 2007 figure.

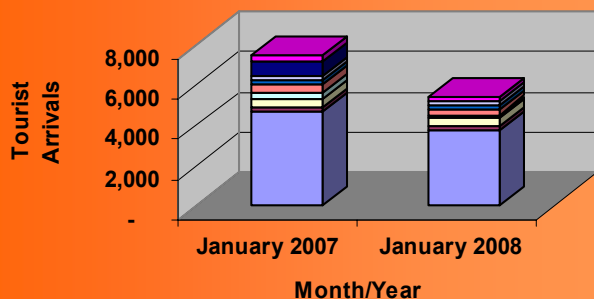
YEAR	2004	2005	2006	2007	2008
January	4,580	5,430	6,042	7,411	6,108

The average intended length of stay for tourists during January 2008 was 8.7 days as compared to 7.4 days in January 2007. Tourists, on average spent 1.3 days more on the island in January 2008 when compared with January 2007.

The majority of tourists 42.4% stayed between 4-7 days in Anguilla, while 18.2% stayed for between 1-3 days, 25.7% spent between 8-15 days and 3.6% spent 16-22 days. 10.1% of the tourists spent 23 days or more on the island.



**Tourist Arrivals by Country of Residence
January 2004 - 2008**



During January 2008, the main source of the tourists; 3,768 originated out of the U.S.A. Annually (Jan 08/07) arrivals from this country which is a decrease by 18.7%. The Caribbean was the market from which the second largest number of tourists originated with 11.4% of tourists to Anguilla.

Tourist arrivals from FWI and the Caribbean were the two categories registering increased tourist arrivals of 32.1% and 12.4% respectively over their corresponding January 2007 figure.

EXCURSIONISTS (Day Trippers)

Excursionist arrivals for the month of January 2008 totaled 6,228, a decrease of 32.9% over the January 2007 figure.

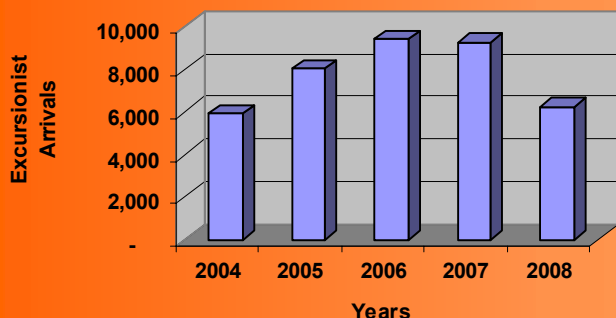
For the month of review, the port of Blowing Point was the main port of entry, with 3,972 (63.8%) excursionists using this port as the gateway to Anguilla. This represents a decrease of 34.2% in this type of traveler through this port to January 2007.

The Wallblake Airport accounted for (131) 2.1% while Sandy Ground facilitated (2,125) 34.1%. Excursionist arrivals through the Sandy Ground port registered a decrease of 32.0% and Wallblake Airport showed an increase of 2.3% when compared with January 2007 respective figures.

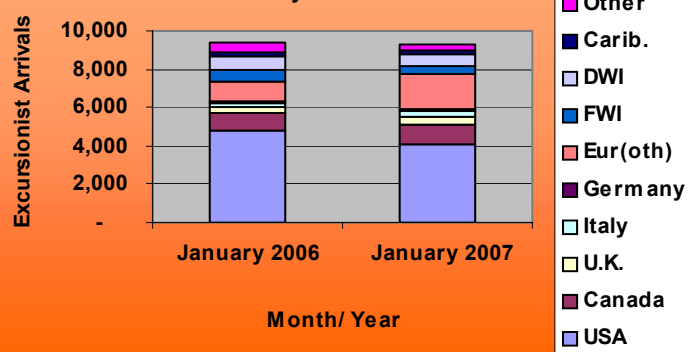
The 10 categories in which the country of residence is grouped, the United States of America ranks as the main source market from which excursionists originated. During the period under review, 2,646 of this type of visitors were from USA. When compared with January 2007 this was a 35.9% decline. The "Other Europe" category was the second highest ranking source of excursionist where 1,160 of the 6,228 excursionists reside.

There were decreases in 8 of the 10 source markets, for excursionists, with the Caribbean holding firm and the "Other" category increased by 27.5%. Germany, the United Kingdom, Canada and Other Europe were the top four markets that registered declines of 54.3%, 53.5%, 49.5% and 37.3% respectively from their corresponding January 2007 figure.

**Excursionist Arrivals
January 2004 - 2008**



**Excursionists Arrivals by Country of Residence
January 2006 - 2007**



This report along with other Tourism Data, are available at the Government of Anguilla Statistics Department's website:
<http://gov.ai/statistics/tourism.htm>

STATISTICS DEPARTMENT – ANGUILLA
OLD COURT HOUSE BUILDING
P.O.BOX 60
THE VALLEY, ANGUILLA
BRITISH WEST INDIES
Telephone: 1-264-497-5731
Fax: 1-264-497-3986
Email: statistics@gov.ai