



Tourism Statistics Summary – January 2010

OVERVIEW

Visitor arrivals in the first month of the new decade, January 2010, totalled 10,502 a 4.4% year-on-year increase in arrivals from January 2009 to this period.

Arrivals via the Wallblake airport continued to decline for the third year in a row. This decline in 2010 may be reflecting the reduced air access to this port as a result of lower flight movements announced by one of the carriers.

Visitors mostly came to Anguilla for vacation with, 97.6% indicating such, while the other 2.4% came on business.

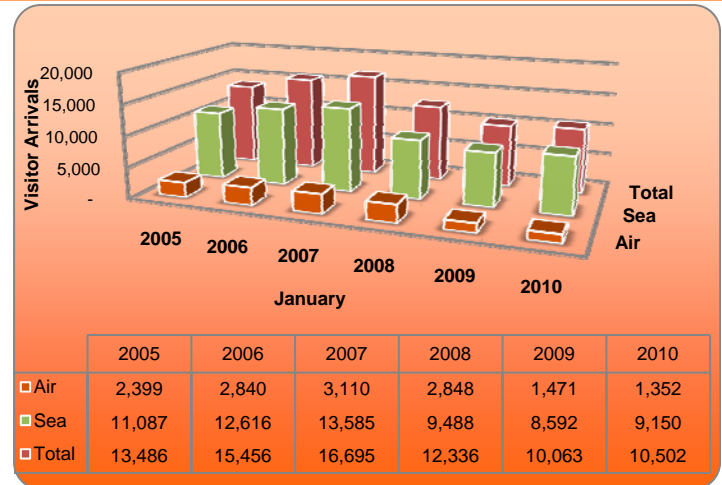


Figure 1: Visitor Arrivals: January 2005 – January 2010

PASSENGER MOVEMENT

Passenger movement covers both arrivals and departures of both residents and visitors of Anguilla at the three official ports.

Arrivals for the month in review were recorded at 19,000; a slight decline from the corresponding period in 2009 by 1.5%. Blowing Point seaport remained the number one port with 14,337 - approximately three-quarters (75.5%) of all arrivals being accommodated at that port, while 2,473 (13.0%) entered at the Wallblake airport, and the other 2,190 (11.5%) came in via the Sandy Ground seaport.

Departures when compared to January 2009, showed a fall in traffic by a modest 0.9% to 19,354. Departing passengers tend to use the same mode of transport for departure as that used on arrival, with the majority of passengers, 84.7% using the seaports. Ferries and charters ushered 14,177 (73.3%) of passengers out of Anguilla at the Blowing Point sea terminal. At the Sandy Ground port, 2,217 (11.5%) passengers left Anguilla via this port. Air travel was not the preferred route out of Anguilla, with the Wallblake airport recording 2,960 (15.3%) passenger departures.

TOURIST (Stay- Over Visitors)

Tourist or stay-over visitor arrivals grew 5.0% to 5,207 tourists compared to 4,958 arrivals in January 2009. January is not historically the strongest month in terms of winter tourist arrivals; therefore it is hoped that this sets the tone for improved tourist arrivals in the coming months of the high season.

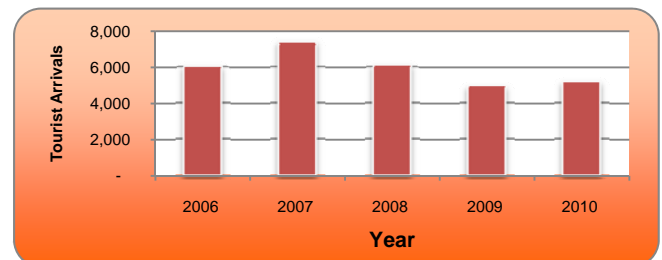


Figure 2: Tourist Arrivals, January 2006 - 2010

Looking at the source markets for tourists visiting Anguilla, the USA continued to be the top country of residence for visiting tourists holding a share of 63.9% of arrivals.

Although most markets did not show any growth for the period, four of the markets did experience an increase in arrivals over the corresponding period namely the USA (+8.0%), Canada (+23.1%), UK (+13.8%) and French West Indies (+16.9%).

Tourists (Stay- Over Visitors) *continued*

The average length of stay of tourists was slightly over one week, with tourists staying on average 8.5 days.

On arrival, visitors indicated their intended length stay: 19.9% said 1-3 days, 40.1% between 4 and 7 days, 27.3% wanted to spend 8-15 days, 3.9% for 16-22 days and the final 8.8% indicated 23 or more days.

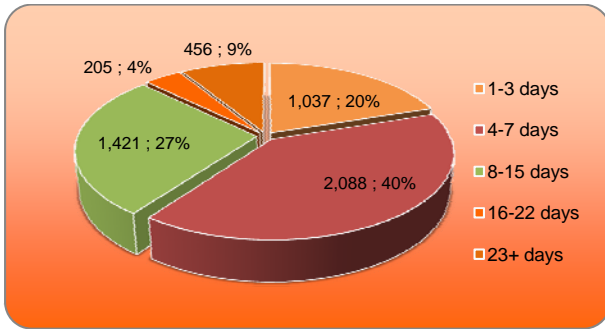


Figure 3: Tourist Arrivals by Length of Stay, January 2010

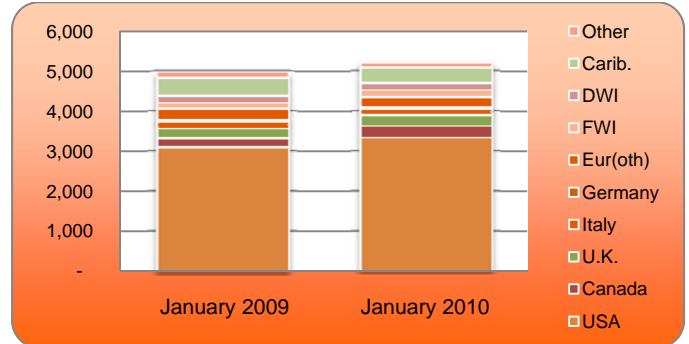


Figure 4: Tourist Arrivals by Country of Residence

EXCURSIONIST (Day Trippers)

Excursionist arrivals for the month in review were recorded as 5,295 persons, a 3.7% increase over the corresponding period in 2009. In spite of the small recovery, these arrivals were still much lower than those recorded between 2005 and 2007.

The origin of excursionists or more specifically their usual country of residence was recorded. The two largest source markets that accounted for the most excursionist arrivals were the USA (36.4%) and Europe (Other) (19.5%), both of which, when compared to January 2009 showed lower arrivals this period down 1.8% and 3.3%.

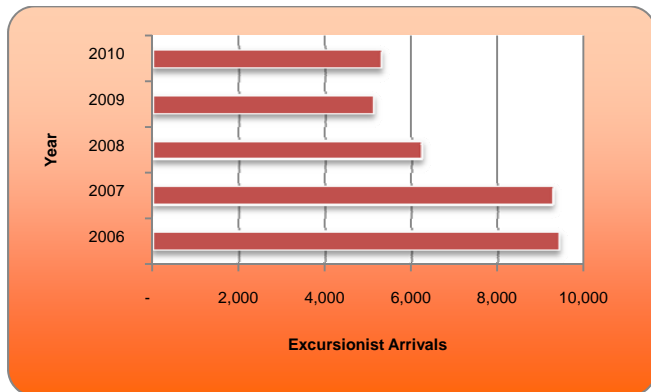


Figure 5: Excursionist Arrivals, January 2006 - 2010

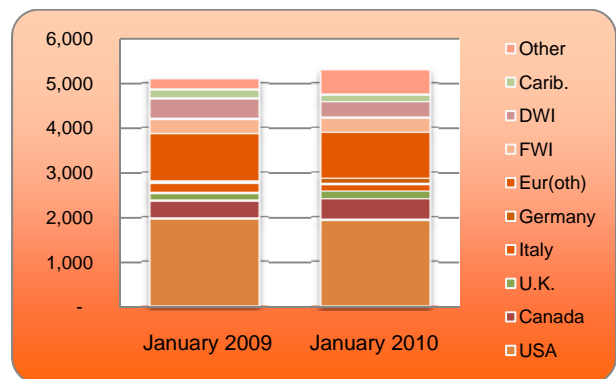


Figure 6: Excursionist Arrivals by Country of Residence

This report, along with other Tourism Data, is available at the Government of Anguilla Statistics Department's website: <http://gov.ai/statistics/tourism.htm>

ANGUILLA STATISTICS DEPARTMENT
 OLD COURT HOUSE BUILDING
 P.O.BOX 60 | THE VALLEY | ANGUILLA
 BRITISH WEST INDIES
 Telephone: +(264) 497-5731 | Fax: +(264) 497-3986
 Email: statistics@gov.ai