



Tourism Statistics Summary – January 2011

OVERVIEW

Anguilla welcomed 11,632 visitors for the first month of 2011 with arrivals up 10.8% over January 2010, showing another recovery in arrivals for this winter month. Just under the levels experienced in 2009.

Arrivals by air, which are the landing at the Clayton J. Lloyd International Airport, remained low this month, accounting for 13.8% of all arrivals. All other visitors entered at the seaports, showing an increase in visitor traffic by sea of 9.6%.

Visitors mostly came to Anguilla for vacation with, 97.6% indicating such, while the other 2.4% came on business.

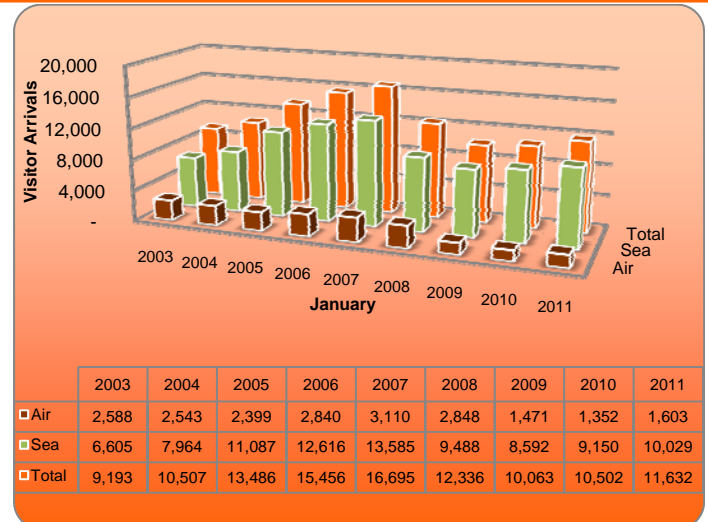


Figure 1: Visitor Arrivals: January 2003 – January 2011

PASSENGER MOVEMENT

Passenger arrivals this month increased by only 2.1% compared to the same period in 2010 in spite of growing visitor arrivals as a result of residents travelling less. This month there was a ratio of 60:40 visitors to residents compared to 55:45 in January 2010.

Blowing Point seaport remained the number one port of entry to the island with 14,039 arrivals or 72.4% of all arrivals being accommodated at that port, while 2,509 (12.9%) entered at the Clayton J. Lloyd International Airport, and the other 2,854 (14.7%) came in via the Sandy Ground seaport.

TOURIST (Stay- Over Visitors)

Tourists or stay-over visitor arrivals grew 9.6% to 5,707 tourists compared to 5,207 arrivals in January 2010. This is the third consecutive month to show an increase in arrivals over their corresponding period following a dip in the visitor count in October 2010.

Departures when compared to January 2010, showed a rise in residents and visitors leaving the island by 4.9% to a total of 20,296 departures. The majority of visitors (82.6%) exited the country on sea vessels. Ferries and other sea charters sailed 13,919 (68.6%) of passengers out of Anguilla at the Blowing Point sea terminal. At the Sandy Ground port, 2,850 (14.0%) passengers left Anguilla via this port. Air travel was the least preferred route out of Anguilla, but was higher than the corresponding period in 2010, with the Clayton J. Lloyd International Airport recording 3,527 (17.4%) passenger departures.

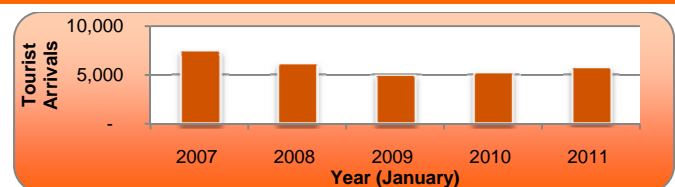


Figure 2: Tourist Arrivals, January 2007 – 2011

Tourists (Stay- Over Visitors) *continued*

The average length of stay of tourists was just over one week, with tourists staying on average 8.4 days in Anguilla. The mode however was between 4 and 7 days.

On arrival, visitors indicated their intended length of stay. 19.2% said 1 to 3 days, 44.8% between 4 and 7 days, 22.9% wanted to spend 8 to 15 days, 3.3% for 16 to 22 days and the final 9.8% indicated 23 or more days.

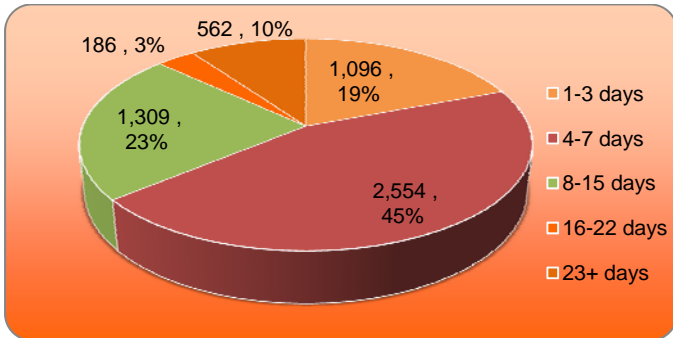


Figure 3: Tourist Arrivals by Length of Stay, January 2011

Looking at the source markets for tourists visiting Anguilla, the USA remains the top country of residence for visiting tourists. Compared to January 2010, this market gained an additional 3.4 percentage points to hold a share on 67.2% of arrivals.

All European markets showed lower visitations, with the UK down 19.4%, Italy showed no growth (0.0%), Germany fell 39.1% and all other European areas down 13.3%.

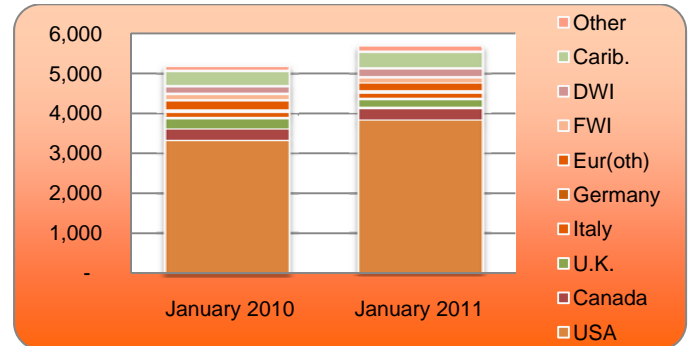


Figure 4: Tourist Arrivals by Country of Residence

EXCURSIONIST (Day Trippers)

Excursionist arrivals for the month in review were up 11.9% to 5,925 arrivals compared to the same period in 2010. The total of day trippers was still 37.1% lower than the peak count of 9,414 for a January in 2006 when data since 1993 was reviewed.

Day trippers from neighbouring French St. Martin, had the largest percentage change in arrivals, down 38.2% when compared to 2010. Two of the largest source markets that accounted for the most excursionist arrivals were the USA (34.9%) and Europe (Other) (22.2%), both of which, had increased arrivals over 2010 by 7.3% and 25.9% respectively.

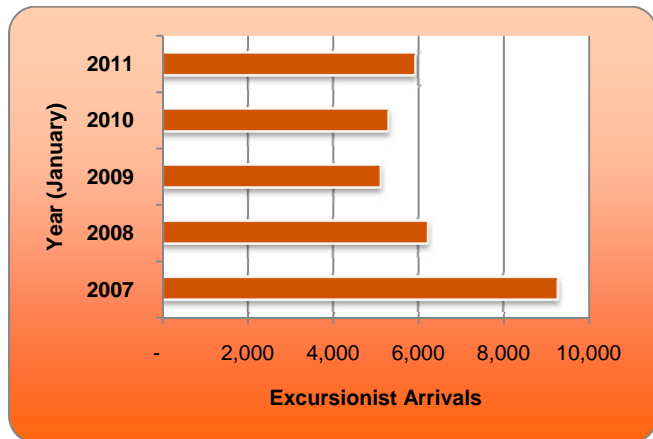


Figure 5: Excursionist Arrivals, January 2007 - 2011

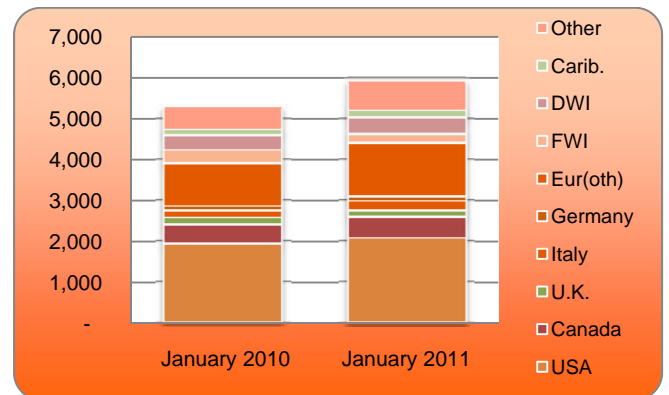


Figure 6: Excursionist Arrivals by Country of Residence

This report, along with other Tourism Data, is available at the Government of Anguilla Statistics Department's website: <http://gov.ai/statistics/tourism.htm>

ANGUILLA STATISTICS DEPARTMENT
 OLD COURT HOUSE BUILDING
 P.O.BOX 60 | THE VALLEY | ANGUILLA
 BRITISH WEST INDIES
 Telephone: +(264) 497-5731 | Fax: +(264) 497-3986
 Email: statistics@gov.ai