



# Anguilla Government Statistics Department

## Tourism Statistics Summary – July 2008

### OVERVIEW

Anguilla's visitor arrivals for the month of July 2008 totaled 12,372 visitors, resulting in a 20.3% decline over the corresponding July 2007 figure of 15,524 visitor arrivals. This month's visitor arrivals figure is the fourth largest number of arrivals in the last five years.

	2004	2005	2006	2007	2008
July	11,169	13,114	14,391	15,524	12,372

Of the 12,372 visitors to the island during this month, the majority, 11,888 (96.1%) of these visitors came to

relax, while 484 (3.9%) came on business.



### PASSENGER MOVEMENT

Passenger arrivals include residents of Anguilla as well as visitors entering through the Wallblake Airport, Blowing Point and Sandy Ground Ports. These arrivals totaled 23,647 in July 2008 in comparison with 27,506 in July 2007, a decrease of 14.0%. Of the total arrivals, 75.7% (17,889) of these passengers entered through the Blowing Point port. Passenger arrivals through the Wallblake Airport totaled 4,168 (17.6%) and 1,590 (6.7%) through Sandy Ground port.

Passenger Departures totaled 21,619 during July 2008, where the majority of the passengers 16,851 (77.9%) departed through the Blowing Point port compared to the 19,445 departures in July 2007. Departures through the Wallblake Airport were 3,958 (18.4%) compared to 4,389 in July 2007. The Sandy Ground port facilitated 810 (3.7%) departures during this month compared to 2,349 during July 2007.

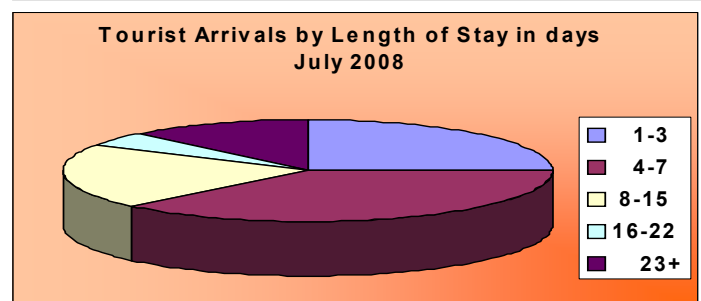
### TOURISTS (Stay-Over Visitors)

Tourists accounted for 56.3% of the total number of visitors to Anguilla during July 2008. During this month tourist arrivals totaled 6,964, a slight increase of 0.4% over the 6,936 tourists in July 2007. Tourist arrivals this period was the largest recorded figure for tourist arrivals over the past decade.

The average length of stay for tourists this month was 8.6 days as compared to 9.1 days in July 2007.

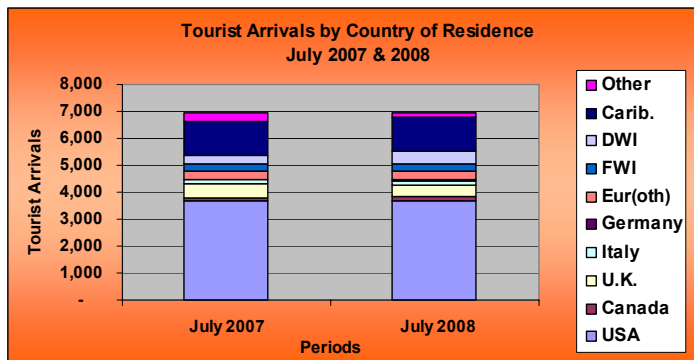
	2004	2005	2006	2007	2008
July	5,485	6,093	6,588	6,936	6,964

The majority of the tourists (37.9%) intended to stayed in Anguilla between 4-7 days. 24.8% spent between 1-3 days, 20.5% stayed for between 8-15 days, while 4.8% spent 16-22 days. 11.9% of the tourists spent 23 days or more on the island.



The majority of the tourists continue to originate out of the U.S.A with 52.7%, experiencing a very slight increase of 0.1%. The ‘Caribbean’ was the second largest source market from which tourists originated with 17.6%, experiencing a decline of 2.4% compared to the corresponding 2007 figures.

Arrivals from the ‘Dutch West Indies’ and ‘Canada’ both showed increases of 38.0% and 32.5% respectively over their corresponding July 2007 figures.



## EXCURSIONISTS (Day Trippers)

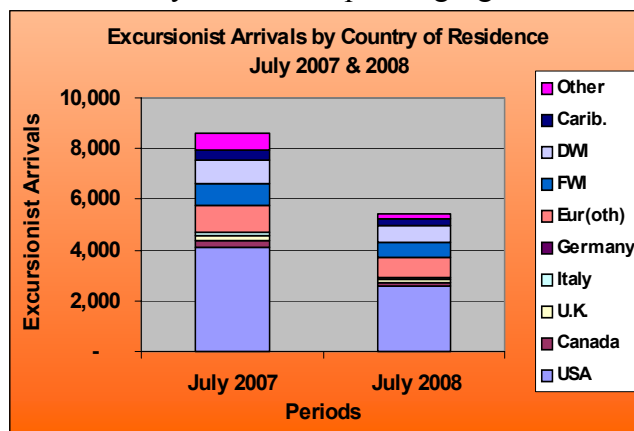
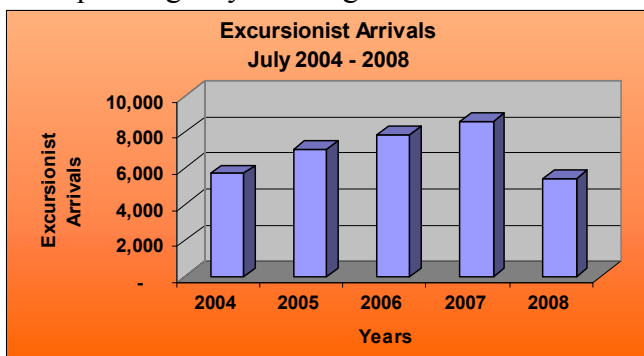
Excursionist arrivals for the month of July 2008 totaled 5,408, a decrease of 37.0% over the corresponding July 2007 figure. This figure was lowest recorded figure for the last five years and ranked eight over the past decade followed by 1999 with 5,375 and 2001 with 4,624 excursionists arriving to Anguilla’s shores.

For the month under review, the Blowing Point port was the main port of entry, with 69.8% (3,777) of excursionists using this port as their entry to Anguilla. This resulted in a 40.0% decline in this type of traveler through this port over July 2007.

The Wallblake Airport accounted for 1.3% and Sandy Ground 28.9%. Excursionist arrivals through the Wallblake Airport numbered 69; a 46.5% decrease over the 2007 corresponding figure, while Sandy Ground’s port recorded 1,562 excursionists a decline of 27.9% over its corresponding July 2007 figure.

Of the 10 categories in which the country of residence is grouped, the United States of America and ‘Other Europe’ ranked as the main source markets from which Anguilla’s excursionists originated this month. During the period under review, 2,578 of this type of visitors were from USA. The ‘Other Europe’ category was second highest ranked source market with 768 out of the 5,408 excursionist.

There were declines in excursionist arrivals in nine of the source markets with an increase from only one source market. The ‘Germany’ market was the sole market that recorded an increase of 52.2% in July 2008 over the July 2007 corresponding figure. Conversely, the ‘Other countries’, ‘Italy’ and ‘Canada’ categories experienced the largest declines of 74.8%, 47.1% and 41.7% respectively over their July 2007 corresponding figures.



This report along with other Tourism Data, are available at the Government of Anguilla Statistics Department’s website:  
<http://gov.ai/statistics/tourism.htm>

STATISTICS DEPARTMENT – ANGUILLA  
 OLD COURT HOUSE BUILDING  
 P.O.BOX 60  
 THE VALLEY, ANGUILLA  
 BRITISH WEST INDIES  
 Telephone: 1-264-497-5731  
 Fax: 1-264-497-3986  
 Email: [statistics@gov.ai](mailto:statistics@gov.ai)