



GOVERNMENT OF ANGUILLA  
 Anguilla Statistics Department  
**Tourism Statistics Summary**  
**July 2020**

July 2020/2019  
**ARRIVAL ANALYSIS**  
 Visitors - ↓ 99.98%  
 Tourists - ↓ 99.95%  
 Excursionists - ↓ 100.00%

## OVERVIEW

July's visitor arrivals continue to be at a near standstill as it records 4 visitors to Anguilla's shores, a 99.98% decline from its corresponding July 2019 figure of 16,377. The COVID-19 global pandemic, which has negatively affected economies all over the world, prompted the closure of the country's borders and/or limited international travel to mitigate the spread of the virus. Anguilla specifically, closed its borders to visitors on March 20, 2020 and have remained closed throughout the months including July to prevent the spread of the virus.

Anguilla's visitor arrivals show the months of April to July 2020 to have recorded Anguilla's lowest figures ever after a 59.0% decline in March's figure over its corresponding figure. These four (4) visitors, were tourists

to the island whose main purpose was for vacation.

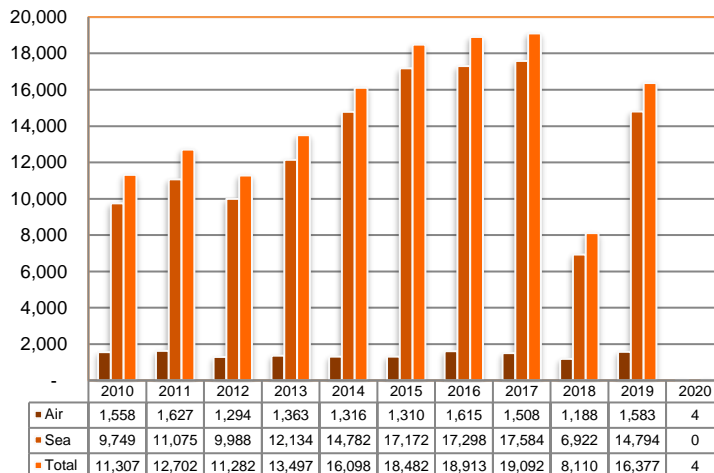


Figure 1: Visitor Arrivals: July 2010 – 2020

## PASSENGER MOVEMENT

Passenger arrivals, which include both visitors and residents for July 2020, measured a 99.5% decline from the 24,883 in 2019 to 123 passengers in 2020. This was due to the limited international movement as well as the closure of the ports, including Anguilla's main transit ports St. Martin & St. Maarten. However, the movement may have been as a result of the Government of Anguilla's controlled repatriation exercise.

Anguilla's inward passenger movement by sea, facilitated 17.9% (22) arrivals; with 90.9% (20) arrivals at the Blowing Point port and 2 (9.1%) at Sandy Ground (Road Bay). Passenger arrivals by air at the Clayton J. Lloyd International Airport accounted for 82.1% (101) of total passenger.

Departing passengers recorded a decline of 99.0%; with the total moving from 24,168 in 2019 to 250 passengers in 2020. The number of departures relative to arrivals may have consisted of visitors that remained after the closure of the borders, who were returning to their country of residence.

Of the three ports of exit, the two seaports cumulatively accounted for 23 (9.2%), of all departures; of which, the Blowing Point terminal facilitated the movement of 21 (91.3%) passengers and Sandy Ground 2 (8.7%) passengers.

By air, 227 (90.8%) passengers departed Anguilla through the Clayton J. Lloyd International Airport.

## TOURISTS (Stay-Over Visitors)

Tourists (stay-over visitors) to Anguilla for the month of July 2020 recorded 4 tourist arrivals. This is the lowest ever recorded figure for a July month, a 99.95% decline from its 2019 figure of 8,852, which was ranked the 2<sup>nd</sup> highest recorded arrivals, for a July month, from as far back as 1993.

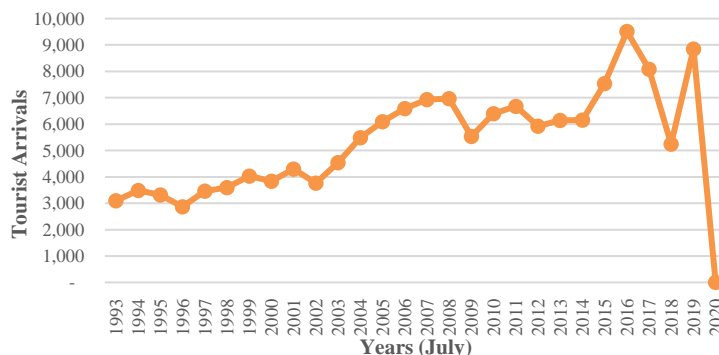


Figure 2: Tourist Arrivals, July 1993 – 2020

## Tourists (Stay-Over Visitors) *continued*

The intended average length of stay of tourists increased to 23 days from the 7.7 days in July 2019. All 4 tourist arrivals intended to stay for 23 or more days.

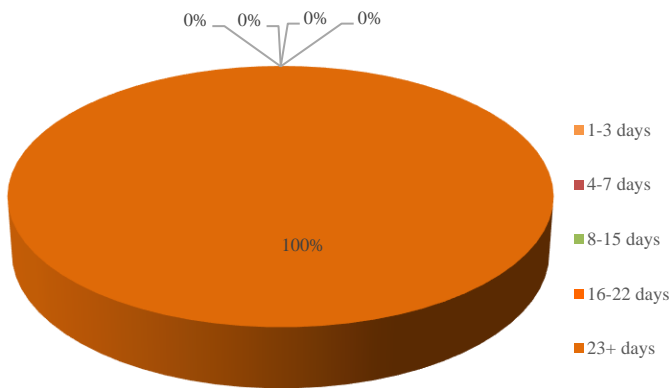


Figure 3: Tourist Arrivals by intended Length of Stay, July 2020

A review of the ten (10) source markets from which tourists to Anguilla originated showed that the four (4) tourists visiting were from USA and Caribbean with 2 visitors each, recording declines of 99.97% and 99.78% respectively.

Anguilla’s main market, USA accounted for half of the share of the tourist market by the country of residence.

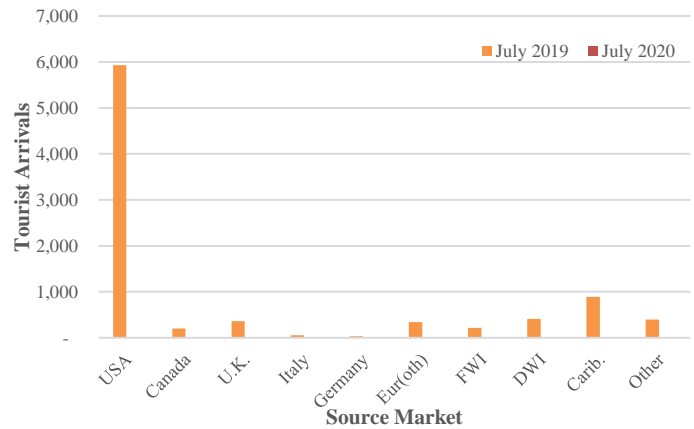


Figure 4: Tourist Arrivals by Country of Residence

## EXCURSIONISTS (Day Trippers)

Excursionist arrivals for this period under review recorded no arrivals, down from the recorded figure of 7,525 in July 2019, a 100.0% decline. The global pandemic resulting in limited travel and the closure of the ports, may have further impacted the arrivals of this type of visitor, to register this month’s lowest recorded figure for a July month as far back as 1993.

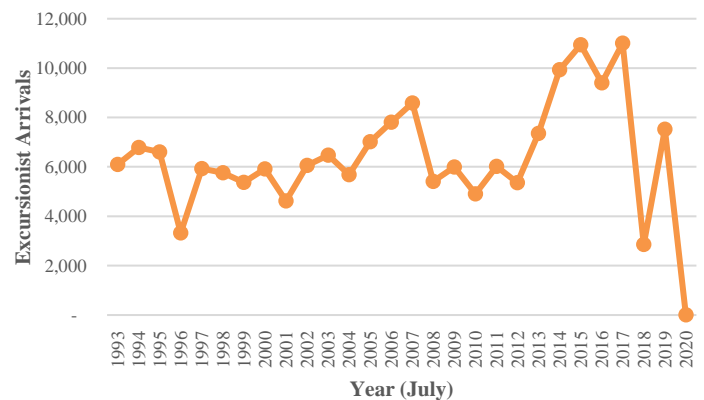


Figure 5: Excursionist Arrivals, July 1993 - 2020

This report, along with other Tourism Data, is available at the Government of Anguilla Statistics Department’s website: <http://gov.ai/statistics/tourism.htm>