



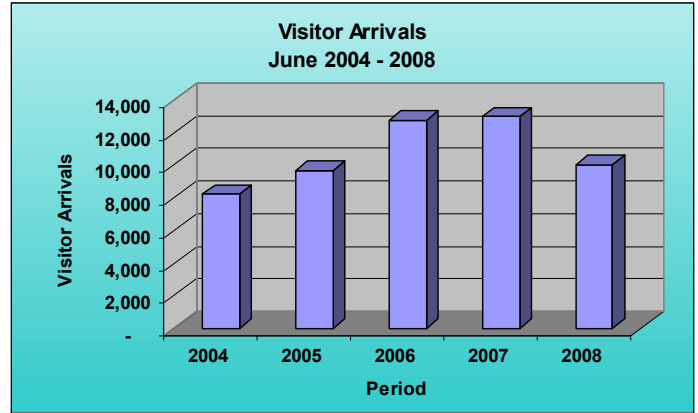
Anguilla Government Statistics Department

Tourism Statistics Summary - June 2008

OVERVIEW

Anguilla visitor arrivals, which include tourists and excursionists, for the month of June 2008, totalled 10,027 arrivals, resulting in a 22.7% decline over its corresponding June 2007 figure. Visitor arrivals during the month of June over the past five years, 2003 - 2007 showed growth between each of the passing four years with the largest increase recorded in 06/05 with 31.8%.

Of the 10,027 visitors to the island during this month, the majority, 9,559 (95.3%) came on vacation, while 468 (4.7%) came on business.



PASSENGER MOVEMENT

Passenger arrivals include residents of Anguilla as well as visitors, entering through the ports of Wallblake Airport, Blowing Point and Sandy Ground. These arrivals totalled 20,160 in June 2008 as compared with 23,683 in June 2007, where 72.0% (14,517) of these passengers entered through the Blowing Point port. Passenger arrivals through the Wallblake Airport and Sandy Ground ports totalled 3,625 (18.0%) and 2,018 (10.0%)

Departures totalled 19,392 during June 2008, of which the majority, 14,093 (72.7%) compared to 17,466 in 2007 departed through the Blowing Point Port. 3,571 (18.4%) passengers departed through the Wallblake Airport compared to 3,804 in 2007. The port of Sandy Ground facilitated 1,728 (8.9%) departures during this month compared to 2,018 during June 2007.

TOURISTS (Stay-Over Visitors)

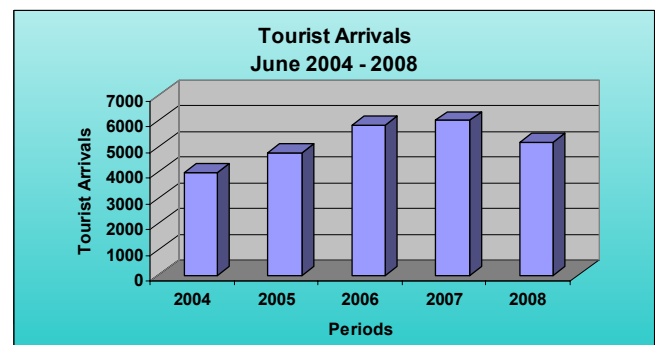
Tourists accounted for 51.6% of the total number of visitors to Anguilla during June 2008. During this month tourist arrivals totalled 5,177, a decrease of 14.0% over the 6,017 recorded in June of 2007. Over the past five years, this was the first recorded decline in tourist arrivals over its corresponding period for the month of June. The June 2008 figure also recorded the third highest number of tourist arrivals in the past five years, behind June 2006 and 2007 with 5,845 and 6,017 respectively.

days, 20.9% spent between 8-15 days, while 2.0% of the tourists spent 16-22 days and 7.7% spent 23 days or more on the island.

The average length of stay for tourists during this month was 7.6 days in comparison to 7.3 days in June 2007. Although there was a decline in tourist arrivals, the intended length of stay on the island during June 2008 was longer than that in June 2007.

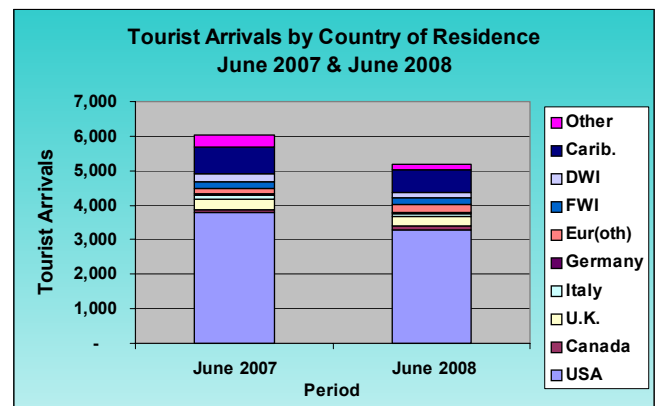
The majority, 46.1% of tourists stayed in Anguilla between 4-7 days. 23.4% stayed for between 1-3

		June - Length of Stay (in days)				
		1-3	4-7	8-15	16-22	23+
Year	2008	23.4%	46.1%	20.9%	2.0%	7.7%
	2007	25.2%	46.5%	18.8%	2.1%	7.4%



During this period under review, the majority of the tourists visiting Anguilla, 63.6%, came from the U.S.A., experiencing a decline of 13.0%. The second largest source market was from the 'Caribbean' where 12.6% visited Anguilla experiencing a decline of 17.4%

Arrivals from only two markets experienced an increase; there were 'Canada' and 'Other Europe' with 54.8% and 51.6% respectively.



EXCURSIONISTS (Day Trippers)

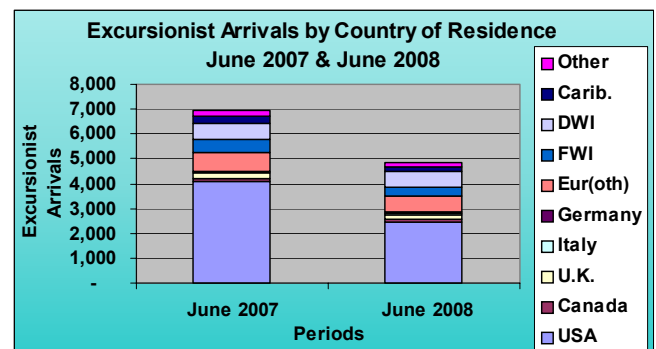
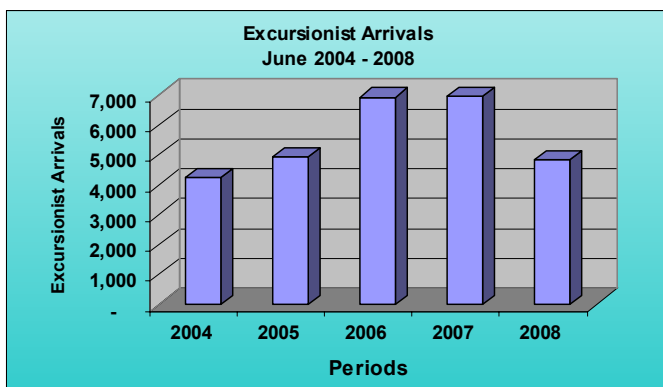
Excursionist arrivals for the month of June 2008 totaled 4,850, a decrease of 30.3% over its corresponding June 2007 figure. Over the past five years, 06/05 experienced the largest increase and 08/07 experienced the largest and only decrease for the month of June over its corresponding previous year's figure.

For the month under review, the Blowing Point port was the main port of entry, with 56.5% (2,740) of excursionists using this port as the gateway to Anguilla, resulting in a 46.4% decrease over its June 2007 figure.

The Wallblake Airport accounted for 1.9% and Sandy Ground 41.6% of excursionist arrivals. Excursionist arrivals through the Wallblake Airport registered a decrease of 15.3%, while Sandy Ground experienced the only increase of 16.7% over the corresponding 2007 figure.

Of the 10 categories in which the country of residence is grouped, the United States of America continued to be ranked as the main source market from which Anguilla's excursionists resided. During the month of June, 2,476 of this type of visitors were from the U.S.A. The "Other Europe" category was the second highest ranked source market where 673 of the 4,850 excursionists originated.

There were declines in excursionist arrivals from eight of the source markets, one market registered an increase and one remained unchanged. Excursionist arrivals from the 'USA' and 'Italy' experienced decreases of 39.6% and 35.9% respectively. Conversely, the sole increase was experienced by the country 'Germany' with 76.5% and the 'U.K.' was the only country reporting the same amount of excursionist visiting the island as in June 2007.



This report along with other Tourism Data, are available at the Government of Anguilla Statistics Department's website:
<http://gov.ai/statistics/tourism.htm>

STATISTICS DEPARTMENT – ANGUILLA
 OLD COURT HOUSE BUILDING
 P.O.BOX 60
 THE VALLEY, ANGUILLA
 BRITISH WEST INDIES
 Telephone: 1-264-497-5731
 Fax: 1-264-497-3986
 Email: statistics@gov.ai