

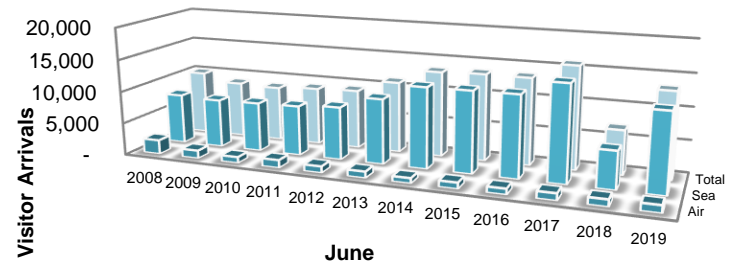


# Tourism Statistics Summary June 2019

## OVERVIEW

Anguilla's summer season for the month of June, continued to show positive growth for 2019 in visitor arrivals over 2018's figure with a total of 13,042; a 90.5% increase when compared with 6,845 visitors for June 2018. For data as far back as 1993, June 2019 registered the fifth highest number of visitor arrivals, with June 2017 recording the highest with 15,845. The lowest number of arrivals were recorded in 2006 and 2018 with 5,810 and 6,845 arrivals respectively. To date, mid-year 2019, Anguilla welcomed 93,241 visitors to the island, more than the total number of visitors welcomed in 2018. The increase in visitor arrivals for this period under review was positively impacted by the arrivals from both types of visitors; tourists (stay-overs) and excursionists (day trippers).

Of these visitors, 2.0% represented business travellers and the other 98.0% vacationers.



	2008	2009	2010	2011	2012	2013	2014	2015	2016	2017	2018	2019
■ Air	2,205	1,247	948	1,222	1,014	1,000	807	956	898	1,079	1,068	1,141
■ Sea	7,822	7,575	7,678	7,802	8,232	10,117	12,508	12,563	12,602	14,766	5,777	12,076
■ Total	10,027	8,822	8,626	9,024	9,246	11,117	13,315	13,519	13,500	15,845	6,845	13,217

Figure 1: Visitor Arrivals, June 2008 - 2019

## PASSENGER MOVEMENT

Passenger arrivals (including both residents and visitors) increased by 63.7%, totalling 20,743 in contrast to the 12,671 arrivals in June 2018.

Anguilla's inward passenger movement by sea continues to be the main mode of entry; as the seaports saw inward passengers totalling 18,749 (90.4%), of which, 16,067 (85.7%) passengers entered at the Blowing Point terminal and 2,682 (14.3%) at the Sandy Ground port. Anguilla's Clayton J. Lloyd International Airport facilitated the entry of 1,994, (9.6%) passengers.

Passenger departures in June 2019 also recorded an increase to the same period in 2018 with 58.4% to 20,743 from the 13,094 departures.

Passenger departures via the seaports from Anguilla accounted for 88.8% (18,418), of which 15,759 (85.6%) passengers left through the Blowing Point terminal and 2,659 (14.4%) passengers made their exit through the Sandy Ground port. The Clayton J. Lloyd International Airport facilitated 11.2% (2,325) of the departures from Anguilla.

## TOURISTS (Stay- Over Visitors)

June's tourist or stay over visitor arrivals to Anguilla recorded a 76.8% increase over the same period for 2018 with 7,787 arrivals from 4,405 arrivals. This period's figure was recorded as the lowest thus far for 2019's half year, however, this was recorded as the largest tourist arrival figure for any month of June dating back as far as 1993, with June 1993 total being the lowest recorded number. The previous periods (January to May 2019) each also recorded a figure for tourist arrivals that was the highest recorded for the past 27 years.

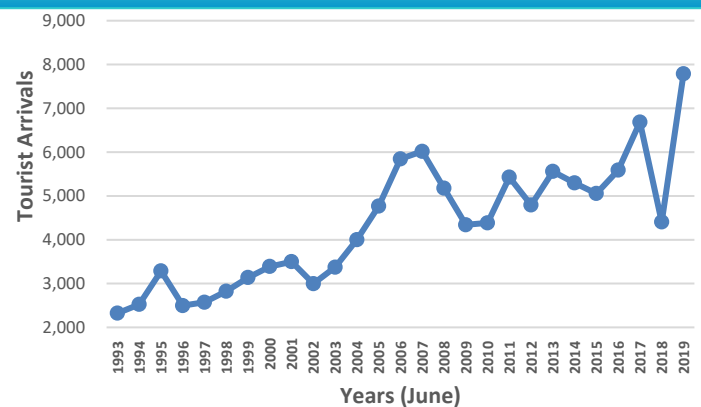


Figure 2: Tourist Arrivals, June 1993-2019

## TOURISTS (Stay- Over Visitors) *continued*

The average intended length of stay of tourists in Anguilla for the period under review decreased to 7.1 days compared to 7.9 days for June 2018. The largest slice of tourists, with over half of the arrivals 54.6% intended to spend 4-7 days in Anguilla. A total of 22.0% of tourists wished to stay 1-3 days, followed by 15.1% who wish to stay 8-15 days, 7.3% indicating they intended to stay 23 or more days and 1.1% for 16-22 days.

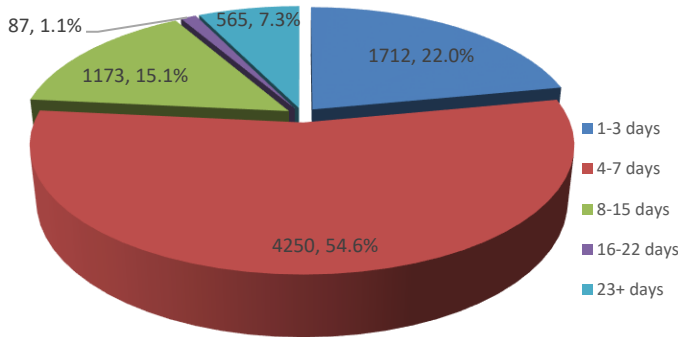


Figure 3: Tourist Arrivals by Length of Stay, June 2019

A review of the source markets for tourists visiting Anguilla during June 2019 showed that all source markets contributed to this recorded increase except for one – ‘French West Indies’. The largest increase was experienced in the ‘Canadian’ market with 161.3%, followed by the ‘German’ and ‘Italian’ markets with 135.3% (17 – 40 arrivals) and 104.5% respectively. The USA market; Anguilla’s major source market recorded an increase of 104.2%, with a total of 5,728 arrivals and held a 73.6% share of the tourist arrivals market.

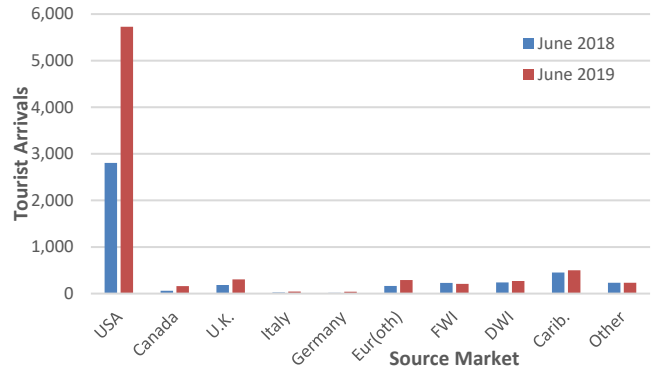


Figure 4: Tourist Arrivals by Country of Residence, June 2018 and 2019

## EXCURSIONISTS (Day Trippers)

Excursionist arrivals for the month under review recorded an increase of 115.4% with 5,255 day trippers, compared to 2,440 during the same period in 2018. This was the tenth (10<sup>th</sup>) largest number of excursionists’ arrivals to the island for the month of June dating as far back as 1993; with 2017 recording the largest number with 9,160 and 2018 recording as the lowest number with 2,440. Similar to tourist arrivals, this excursionist figure was also the lowest recorded figure for this type of visitors when reviewing January to June 2019.

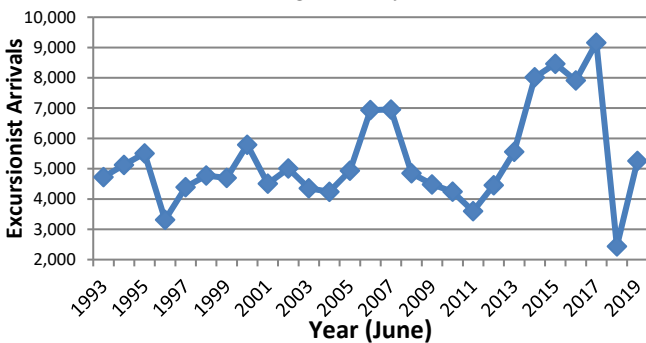


Figure 5: Excursionist Arrivals, June 1993–2019

Day-trippers numbers to Anguilla showed that eight (8) of the source markets contributed to the increase in excursionist arrivals during this period under review. The largest increase was recorded in the ‘Italian’ market with 800.0%, followed by 222.0% and 133.3% in the ‘USA’ and ‘German’ source markets respectively. The decreases were recorded in the ‘French and Dutch West Indies’ with 20.4% and 15.9% respectively over their corresponding June 2018 figure.

Anguilla’s main excursionists source market the USA, held a share of 65.9% of this excursionists’ market with 3,465 arrivals.

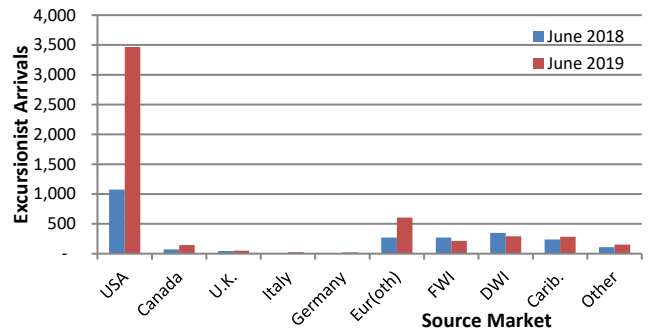


Figure 6: Excursionist Arrivals by Country of Residence, June 2018 and 2019

This report, along with other Tourism Data, is available at the Government of Anguilla Statistics Department’s website: <http://gov.ai/statistics/tourism.htm>

ANGUILLA STATISTICS DEPARTMENT  
 OLD COURT HOUSE BUILDING  
 P.O. BOX 60 | THE VALLEY | ANGUILLA  
 BRITISH WEST INDIES

Telephone: + (264) 497-5731 | Fax: + (264) 497-3986

Email: [statistics@gov.ai](mailto:statistics@gov.ai)

'Sound Statistics for Sustainable Development'