



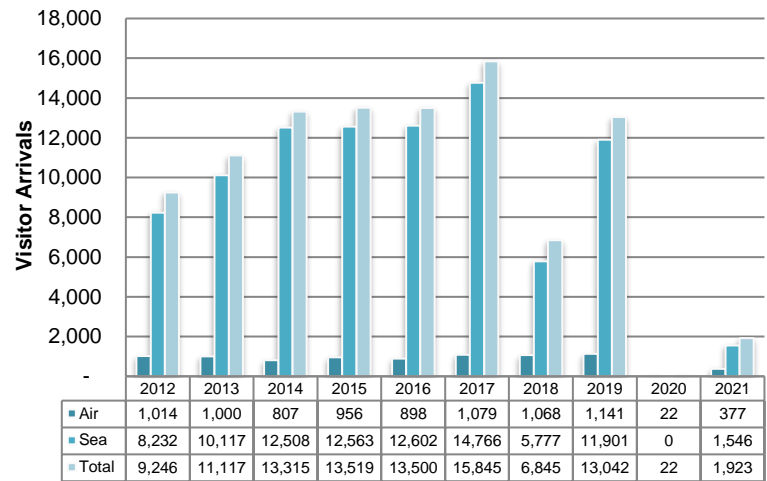
# Tourism Statistics Summary June 2021

## OVERVIEW

June's 2021 visitor arrivals to the shores of Anguilla numbered to 1,923 persons. One year ago, June 2020 corresponding visitor arrivals to the island totalled twenty-two (22), as Anguilla's borders were closed from March 20, 2020 to November 2<sup>nd</sup>, 2020, due to precautions being taken against the COVID-19 pandemic. This figure under review is Anguilla's second lowest figure for data spanning from 1993 – 2021 for any June period, after last year's corresponding figure with 22 arrivals recorded as the lowest. Tourist arrivals contributed the most arrivals to this the overall visitor figure.

This month also represents the end of the 2<sup>nd</sup> quarter 2021 (April – June), which recorded 3,824 visitor arrivals, compared to the corresponding 2020 2<sup>nd</sup> quarter figure of 25 arrivals who graced Anguilla's shores.

The majority; 98.0% of the visitor arrivals, came with the intention of vacationing, while 2.0% came with the intention of doing business.



June  
Visitor Arrivals, June 2012 - 2021

## PASSENGER MOVEMENT

Passenger arrivals (including both residents and visitors) for June 2021 totalled 2,150, an increase when compared to June's 2020 corresponding figure of 145 passengers.

The seaport saw the higher number of inward passenger movement with 1,668 (77.6%) total passengers, of which all entered via the Blowing Point terminal. Clayton J. Lloyd International Airport totalled 482 (22.4%) of total passengers.

Passenger departures also recorded an increase but with a higher figure of 2,268 outbound passengers, compared to the recorded 98 similar departure in June 2020.

Passenger departures via the seaports of Anguilla numbered 1,738 (76.6%), of which all left through the Blowing Point terminal. The Clayton J. Lloyd International Airport facilitated 530 (23.4%) of the total departures from Anguilla.

## TOURISTS (Stay-Over Visitors)

June's tourist (stay-over visitors) arrivals to Anguilla for 2021 numbered 1,922 from the recorded corresponding June 2020 figure of twenty-two (22) arrivals. This figure was recorded as the second lowest figure for any June period after 2020's figure of twenty-two (22) arrivals when reviewing data spanning from 1993 - 2021. This type of visitor to Anguilla's shores accounted for most of the island's arrivals with 99.9% of total visitor arrivals.

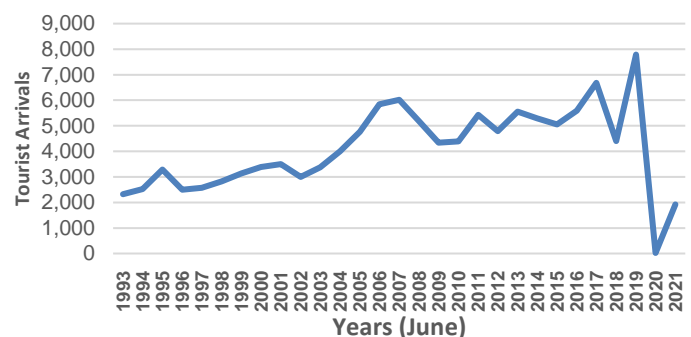


Figure 1: Tourist Arrivals, June 1993–2021

**TOURISTS (Stay-Over Visitors)** *continued*

The average intended length of stay of tourists in Anguilla for the period under review was 7.9 days from 14.8 days spent in June 2020. More than, half, 63.4% of tourists intended to spend 4-7 days in Anguilla, while 21.1% of tourists planned to stay 8-15 days, followed by 7.2% who stated they intended to stay 1-3 days. The remaining tourists; 6.6% and 1.7% intended to stay 23 or more days and 16-22 days respectively.

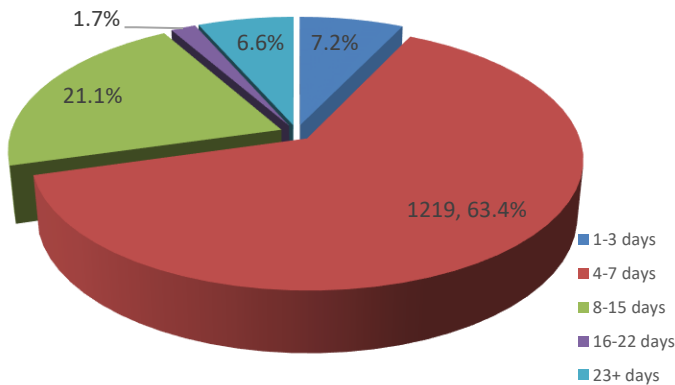


Figure 2: Tourist Arrivals by Length of Stay, June 2021

A review of the source markets for the 1,922 tourists visiting Anguilla during June 2021 showed that all the source market except the Italian and French West Indies have contributed to this overall figure and increase. The USA, U.K. and Caribbean source markets were the only markets that did not record zero (0) arrivals in the corresponding June 2020 period. In June 2021, the USA, U.K. and Caribbean source markets accounted for 90.2% (1,733), 1.4% (27) and 1.1% (21) respectively of the tourist arrivals. The second highest source market to Anguilla during this period under review was the ‘Other’ market with 4.7% (91).

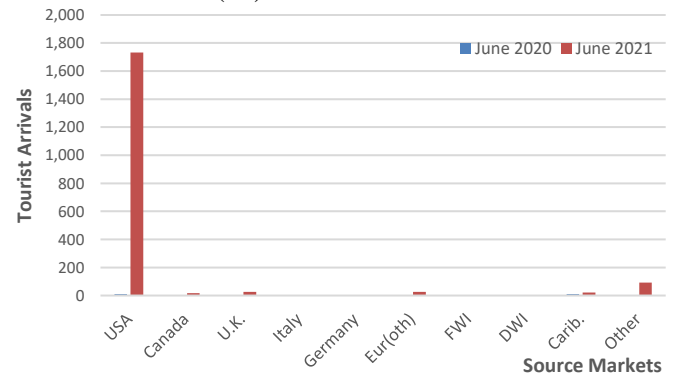


Figure 3: Tourist Arrivals by Source Market, June 2020 and 2021

**EXCURSIONISTS (Day Trippers)**

Excursionist arrivals for the month under review numbered one (1), the corresponding June 2020 figure, one year ago recorded zero (0) arrivals. Arrivals of this type of visitor have been noticeably impacted since the COVID-19 pandemic, as this type of visitor to Anguilla is usually a tourist visiting St. Maarten/St. Martin who travels to Anguilla on a day trip to enjoy our beaches and hospitality for a day. Anguilla has implemented precautionary measures to ensure the safety of its inhabitants with mandatory screening and a quarantine period, which may have inhibited day-trippers from visiting.

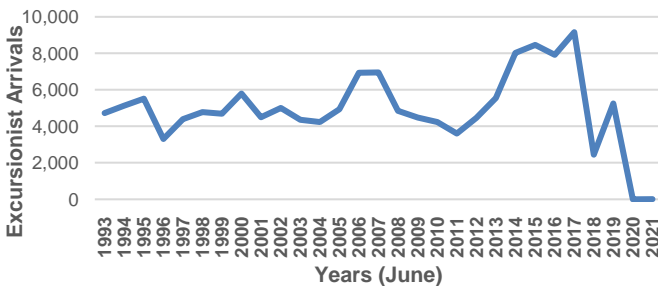


Figure 4: Excursionist Arrivals, June 1993 – 2021

The sole arrival during this period under review originated from the ‘UK’ source market.

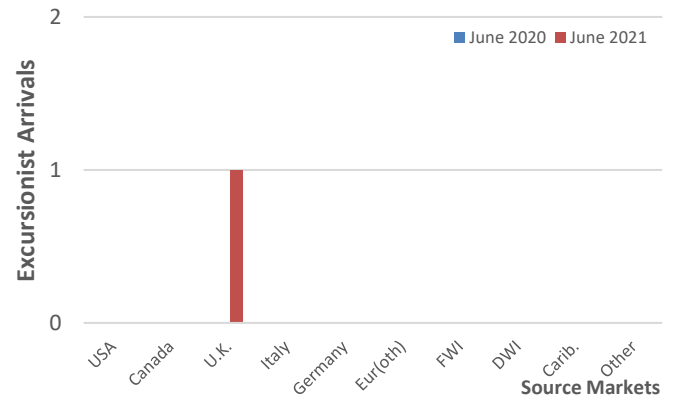


Figure 5: Excursionist Arrivals by Country of Residence, June 2020 and 2021

This report, along with other Tourism Data, is available at the Government of Anguilla Statistics Department’s website:

[http://statistics.gov.ai/StatisticsDept/Tourism2\\_4\\_5](http://statistics.gov.ai/StatisticsDept/Tourism2_4_5)

ANGUILLA STATISTICS DEPARTMENT  
P.O.BOX 60 | THE VALLEY | ANGUILLA  
BRITISH WEST INDIES

Telephone: + (264) 497-5731 | Fax: + (264) 497-3986

Email: [statistics@gov.ai](mailto:statistics@gov.ai)

‘Sound Statistics for Sustainable Development’