



Anguilla Government Statistics Department - March 2007

Tourism Statistics Summary

OVERVIEW

Anguilla's visitor arrivals continued to increase throughout the year and March 2007 was no exception. Visitor arrivals recorded totaled 20,424 to the island, this includes excursionists and tourists. This resulted in a 13.2% increase over the 18,046 arrivals in March 2006. This month's total was the highest recorded figure for the month of March over the past decade.

Of the 20,424 visitors to the island during this month; the majority, 19,663 (96.3%) came for relaxation while 761 (3.7%) came on business.



PASSENGER MOVEMENT

Arrivals include Anguillians as well as visitors, entering through the Wallblake Airport, Blowing Point and Sandy Ground Ports. These arrivals totaled 30,937 in March 2007 as compared with 27,240 in March 2006. Of the total arrivals, 68.1% (21,083) of these passengers entered through the Blowing Point port. Passenger arrivals through the Wallblake Airport totaled 5,318 (17.2%) and 4,536 (14.7%) entered via Sandy Ground port.

Departures totaled 29,858 during March 2007, where majority of the passengers 20,177 (67.5%) departed through the Blowing Point port compared to 18,691 in March 2006. Departures through the Wallblake Airport were 5,211 (17.5%) compared to 4,584 in March 2006. The Sandy Ground port facilitated 4,470 (15.0%) departures during this month compared to 3,997 during March 2006.

TOURISTS (Stay-Over Visitors)

Tourists accounted for 48.4% of the total number of visitors to Anguilla during March 2007. During this month, arrivals for this type of visitors increased by 28.2% to reach 9,895 tourists for the month under review. This was the largest recorded figure for tourist arrivals for the month of March over the last decade.

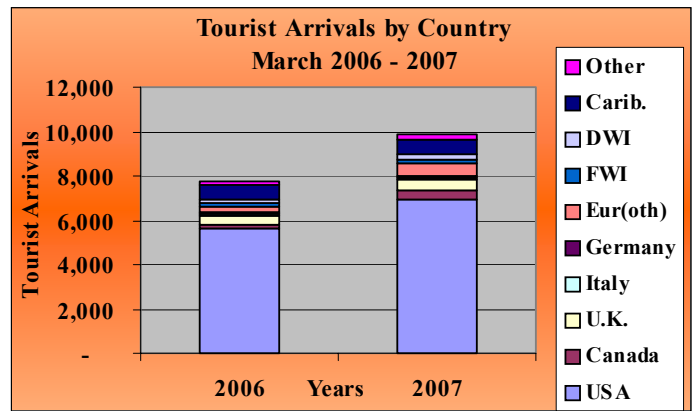
The average length of stay for tourists this month was 6.9 days as compared to 7.6 days in March 2006.

The majority, 40.1% of tourists stayed in Anguilla between 4-7 days. 30.6% stayed for between 1-3 days, 22.5% spent between 8-15 days, while 2.1% spent 16-22 days. 4.6% of the tourists spent 23 days or more on the island.



During March 2007, the majority of the tourists, 70.4%, originated out of the U.S.A. Arrivals from the U.S.A increased by 24.3%. The Caribbean was the market from which the second largest number of tourists, 6.4% originated.

Arrivals from Germany and Other both showed increases by 118.4% and 137.0% respectively over their corresponding March 2006 figures.



EXCURSIONISTS (Day Trippers)

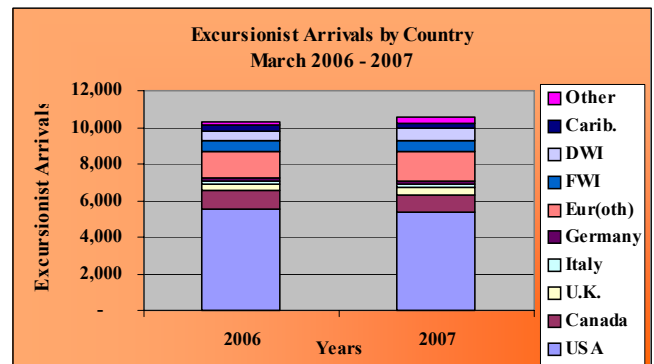
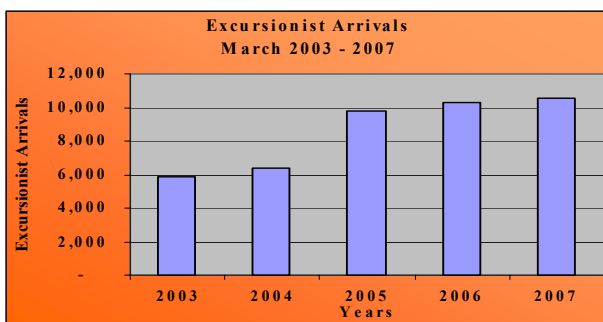
Excursionist arrivals for the month of March 2007 totaled 10,529, an increase of 1.9% over the March 2006 figure. This was fuelled in part by person coming to Anguilla to attend the Jimmy Buffet show.

For the month of review, the port of Blowing Point port was the main port of entry, with 66.1% of excursionists using this port as the gateway to Anguilla. There was a 9.4% increase in this traveler activity through this port over March 2006.

The Wallblake Airport accounted for 1.7% and Sandy Ground 32.2%. Excursionist arrivals through the Wallblake Airport recorded an increase of 30.5% and Sandy Ground port recorded a decrease compared to their 2006 figure, with 11.5%.

Of the 10 categories in which the country of residence is grouped, the United States of America continued to be ranked as the main source market from which Anguilla's excursionists originate. During the period under review, 5,374 of this type of visitors were from USA. The Other Europe category was the second highest ranked source market where 1,633 of the 10,529 excursionists originated.

There were increases in excursionist arrivals from 7 of the source markets with declines in 3. 'Other Europe' was the source market, which experienced the largest increase of 32.6% in March 2007 over the 2006 corresponding figures. Conversely, the 'Canada' category experienced the largest decline of 11.2% over its March 2006 figure.



This report along with other Tourism Data, are available at the Government of Anguilla Statistics Department's website: <http://gov.ai/statistics/tourism.htm>

STATISTICS DEPARTMENT – ANGUILLA
 OLD COURT HOUSE BUILDING
 P.O.BOX 60
 THE VALLEY, ANGUILLA
 BRITISH WEST INDIES
 Telephone: 1-264-497-5731
 Fax: 1-264-497-3986
 Email: statistics@gov.ai