



# Anguilla Government Statistics Department

## Tourism Statistics Summary- March 2009

### OVERVIEW

Anguilla's winter visitor arrival figures continued its downward movement during the month of March 2009. This month's figures indicated that 11,152 persons visited Anguilla; a decline of 24.3% over the March 2008 figure.

Over the past five years, for the month under review, March 2009 recorded the least number of visitor arrivals to the shores of Anguilla, with March 2007 being the best over the past five years.



YEAR	2005	2006	2007	2008	2009
March	16,765	18,046	20,424	14,729	11,152

Of the 11,152 visitors to the island, 10,790 (96.8%) were on vacation, while 362 (3.2%) came on business. This is approximately the same split when compared with March 2008.

### PASSENGER MOVEMENT

Arrivals include Anguillians as well as visitors, arriving at the three official ports of entry; Wallblake Airport, Blowing Point and Sandy Ground Port. Passenger arrivals for the month of March totalled 20,002 resulting in a 21.0% decline when compared to 25,321 in March 2008. Passenger entering through the Blowing Point port totalled 15,266 (76.3%), while the Wallblake Airport and Sandy Ground recorded 2,514 (12.6%) and 2,222 (11.1%) respectively.

Passenger departures totalled 20,031 during March 2009; down 19.3% on 24,385 in March 2008. The majority of the passengers 15,046 (75.1%) departed through the Blowing Point port, compared to the 17,007 passengers in March 2008. The Wallblake Airport accounted for 2,749 (13.7%) passengers during March 2009 compared to the 5,879 in March 2008. The port of Sandy Ground facilitated 2,236 (11.6%) departures during this month compared to 1,949 during March 2008.

### TOURISTS (Stay-Over Visitors)

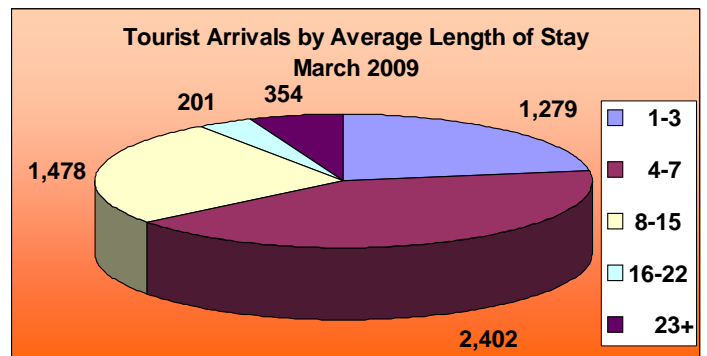
Tourist arrivals accounted for 51.2% of the total number of visitors to Anguilla during March 2009. During this month under review, 5,714 of this type of visitor came to Anguilla; a decline of 32.3% from its corresponding March 2008 figure. This was the lowest total of tourist to the island over the past five years.

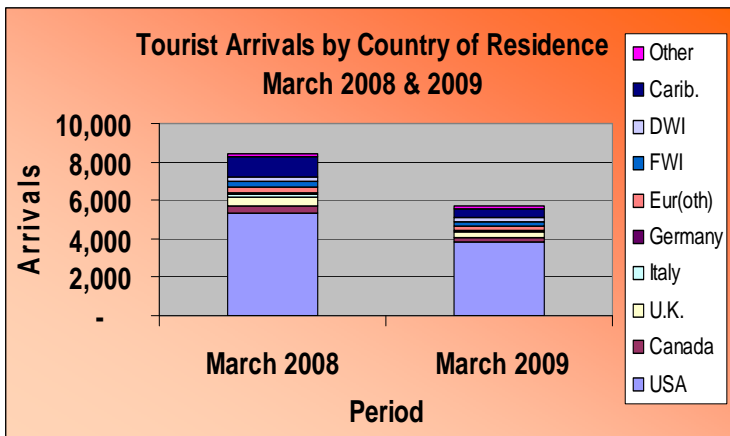


YEAR	2005	2006	2007	2008	2009
March	6,997	7,718	9,895	8,446	5,714

The average intended length of stay for tourists during this period was 7.8 nights compared to the 7.4 nights for March 2008.

The majority of tourists, 42.0%, intended to stay in Anguilla between 4-7 nights. 25.9% intended to stay between 8-15 days, 22.4% between 1-3 nights while 3.5% and 6.2% intended to spend 16-22 nights and 23 nights or more respectively on the island.





During March 2009, the main source of the tourists 3,852 (67.4%) originated out of the U.S.A; a registered decline of 27.8% over the March 2008 corresponding figure. The “Caribbean” was the market from which the second largest number of tourists originated with 449 (7.9%) of tourists to Anguilla.

Tourist arrivals in all the source markets registered declines from their corresponding March 2008 figure. The largest decline; 55.7% was registered in the ‘Caribbean’ market while the smallest decline of 9.9% was registered in the Dutch West Indies

## EXCURSIONISTS (Day Trippers)

Excursionist arrivals for the month of March 2009 totaled 5,438, a decrease of 13.4% from the March 2008 figure of 6,283. This figure was reported as the smallest figure for excursionist arrivals to Anguilla for the past decade.

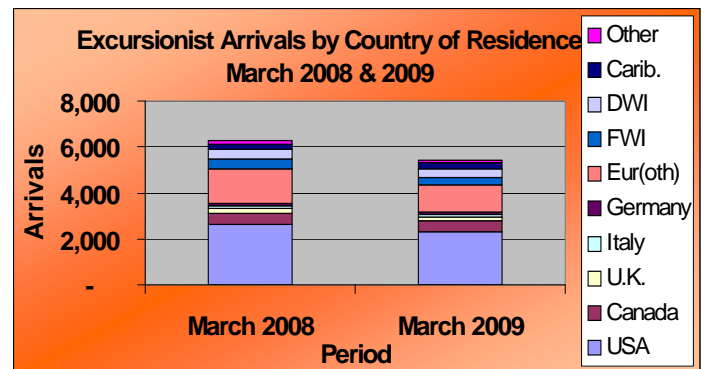
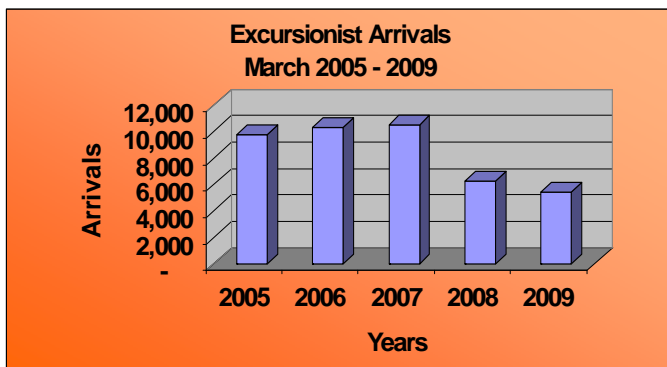
For the month under review, the port of Blowing Point was the main port of entry, with 3,151 (57.9%) excursionists using this port as the gateway to Anguilla. This represented a decrease by 508 in this type of traveler through this port when compared to March 2008.

The Wallblake Airport facilitated entry of (74) 1.4% excursionists while Sandy Ground facilitated (2,213) 40.7%. Excursionist arrivals through the Sandy Ground port registered a decrease of 11.6% and Wallblake Airport showed a decrease of 38.3% when compared to March 2008 respective figures.

The 10 categories in which the country of residence is grouped, the United States of America ranked as the main source market from which excursionists originated. During the period under review, 2,309 of this type of visitors were from USA; a decline of 12.4% when compared with March 2008. The “Other Europe” category was the second highest ranking source of excursionists from which 1,160 of the 5,438 excursionists usually reside.

There were increases in 3 of the 10 source markets, for excursionists. ‘Caribbean’, Canada, and Germany markets were the 3 source markets to experience increases of 49.1%, 9.1%, and 6.6% over their corresponding March 2008 figure.

The “UK”, “Other” and “Europe Other” source markets registered the largest declines of 31.3%, 24.5% and 23.3% respectively over their respective March 2008 figure.



This report along with other Tourism Data, are available at the Government of Anguilla Statistics Department's website: <http://gov.ai/statistics/tourism.htm>

ANGUILLA STATISTICS DEPARTMENT  
 OLD COURT HOUSE BUILDING  
 P.O.BOX 60 | THE VALLEY | ANGUILLA  
 BRITISH WEST INDIES  
 Telephone: 1-264-497-5731 | Fax: 1-264-497-3986  
 Email: [statistics@gov.ai](mailto:statistics@gov.ai)

'Sound Statistics for Sustainable Development'