



Tourism Statistics Summary – March 2013

OVERVIEW

March 2013 international visitor arrivals to Anguilla was 17,732 visitors, representing the third highest arrivals in ten years, after 20,424 in 2007 and 18,046 in 2006. Arrivals in this period showed an increase of 24.5% over March 2012; this was due to the increase in both Tourist and Excursionist arrivals.

Most (98.5%) of the visitors who travelled to Anguilla mainly came with the intention of having a vacation, while 1.5% came with the intention of doing business.

The end of the first quarter 2013 showed that visitors to Anguilla were up 14.2% over the first quarter 2012.

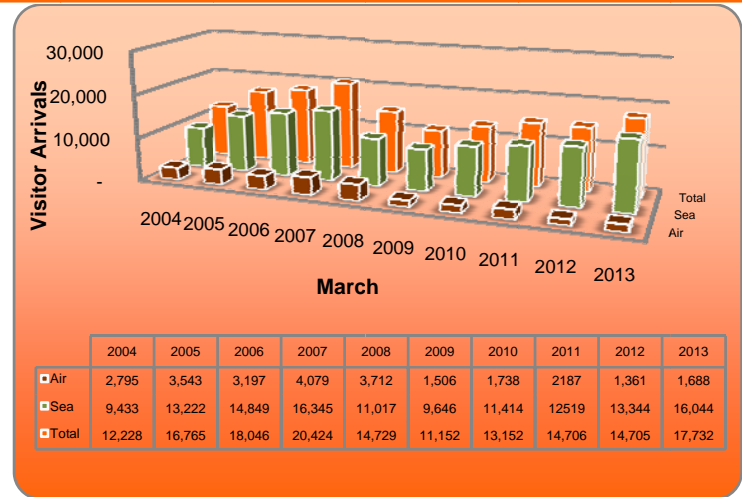


Figure 1: Visitor Arrivals: March 2004 – March 2013

PASSENGER MOVEMENT

Passenger arrivals, including both visitors and residents, this month increased by 14.0% to 25,099 passengers from 22,017 in March 2012.

The seaports cumulatively accounted for 90.9% of arrivals, 22,826 passengers entering through Anguilla's ports of entry. The Blowing Point seaport accounted for majority of passengers with 19,439, 85.2% and the other seaport in Sandy Ground/Road Bay with 3,387 passengers, 14.8%. 2,273 passengers, 9.1% came in at the Clayton J. Lloyd International Airport.

Departures relative to the same period in 2012 increased by 14.3%; moving from 21,701 to 24,801 passengers.

Of the three ports of exit, the two seaports cumulatively accounted for 90.5% of all departures; of which, the Blowing Point terminal facilitated the movement of 19,034 passengers, 84.8% and Sandy Ground, 3,423 passengers departed with 15.2%. The Clayton J. Lloyd Airport followed, with 2,344 departures, 9.5% of all passengers leaving Anguilla for the period.

TOURIST (Stay- Over Visitors)

Tourist or stay-over visitor arrivals for the period was 10.7% higher than the comparative period in 2012, with 8,342 tourist trips to Anguilla for the month; activity previously experienced in and pre 2008.

19.7% of tourist entered at the airport and the other 80.3% came in via one of the seaports.

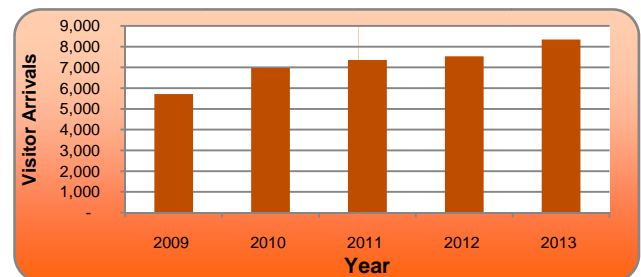


Figure 2: Tourist Arrivals, March 2009– 2013

Tourists (Stay- Over Visitors) *continued*

The average length of stay of tourists was 7.3 days a fall from 7.4 in March 2012. Tourists grouped into five categories based on their intended length of stay showed that 17.4% of tourists stayed for 1 to 3 days, 52.9% for 4 to 7 days, 24.0% for 8 to 15 days, 1.7% for 16 to 22 days and the final 4.1% indicated 23 or more days.

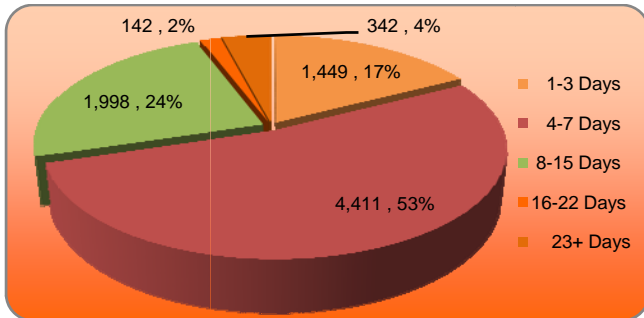


Figure 3: Tourist Arrivals by Length of Stay, March 2013

A review of the source markets for tourists visiting Anguilla 2013/2012, showed an increase in five (5) and

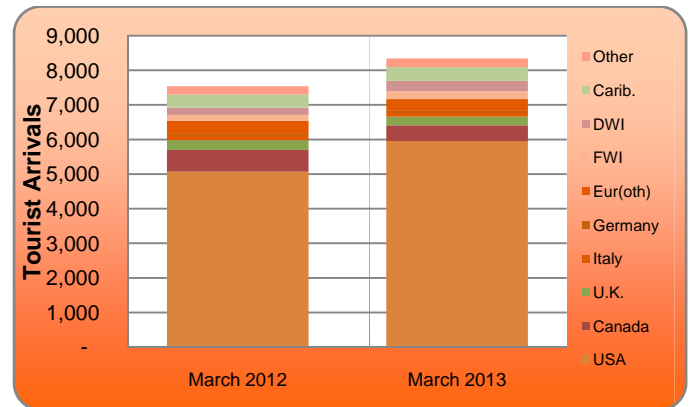


Figure 4: Tourist Arrivals by Country of Residence

EXCURSIONIST (Day Trippers)

Excursionist arrivals or day trippers to Anguilla for March 2013 rose to 9,390 arrivals, up 40.1% from March 2012.

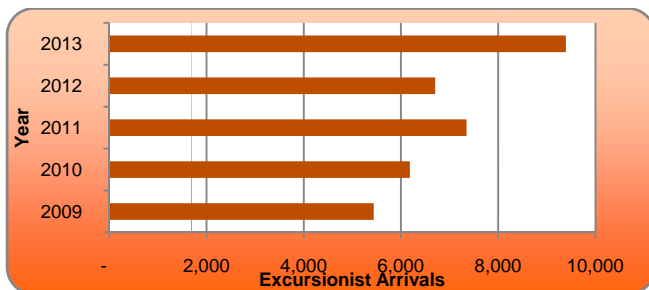


Figure 5: Excursionist Arrivals, March 2009 - 2013

99.2% of excursionists entered Anguilla through the seaports, of which 63.9% came via the Blowing Point seaport and 36.1% via the Sandy Ground/Road Bay seaport. 0.5% of excursionists entered via the Clayton J. Lloyd Airport.

Day trippers to Anguilla showed growth in many of the markets for the period March 2013 with 8 markets experiencing increases and 2 decreases. The markets to advance were the ‘Other’ countries with 120.1% and the United Kingdom by 102.1%. The Italian and Dutch West Indies were down 54.0% and 3.9% respectively over the period 2012. The major source market USA accounting for 51.0% of excursionist, increased by 54.2% over the period.

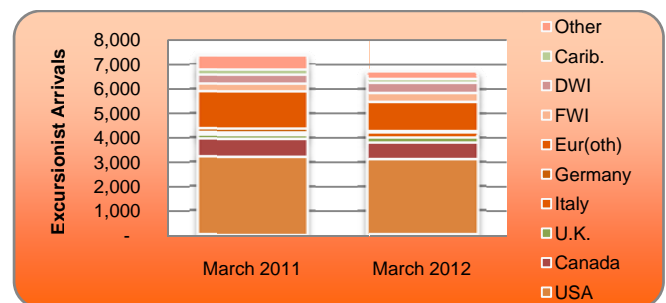


Figure 6: Excursionist Arrivals by Country of Residence

This report, along with other Tourism Data, is available at the Government of Anguilla Statistics Department’s website: <http://gov.ai/statistics/tourism.htm>