



GOVERNMENT OF ANGUILLA
 Anguilla Statistics Department
Tourism Statistics Summary
March 2021

March 2021/2020
ARRIVAL ANALYSIS

Visitors - ↓ 69.5%

Tourists - ↓ 43.0%

Excursionists - ↓ 99.9%

OVERVIEW

March's 2021 visitor arrivals data showed that 2,405 visitors graced Anguilla's shores. Historically, this period has generally been the month in which most persons visit Anguilla during the first quarter. January and February 2021 recorded arrivals of 987 and 1,117 respectively. Conversely, this figure represented a decline of 69.5% over its corresponding figure of 7,886 in 2020. Over the past 29 years for which there is data for any March period; March 2021, the period under review registered the lowest number of visitors, followed by the years 2018, 1996 and 2020, which may have been due to major hurricanes namely Irma and Luis and the COVID-19 pandemic. Additionally, this period under review specifically March 20, 2020 marks the one-year anniversary since the pandemic required Anguilla to close its borders to mitigate the spread of the virus.

The decrease in visitor arrivals for this period under review was negatively impacted by the arrivals from both types of visitors; tourists (stay-overs) and excursionists (day-trippers).

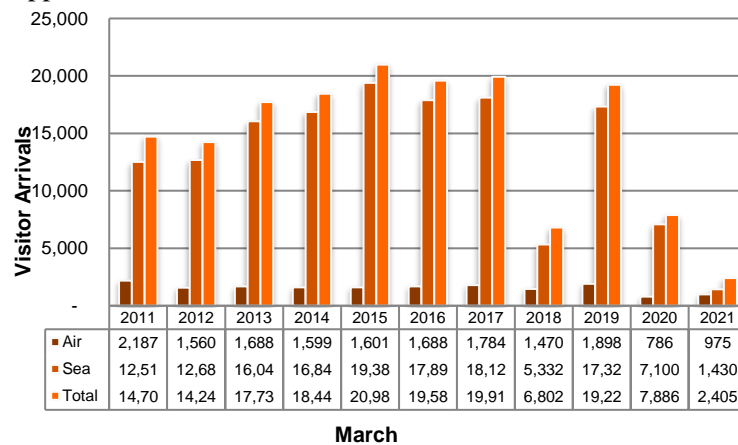


Figure 1: Visitor Arrivals: March 2011 – 2021

PASSENGER MOVEMENT

Passenger arrivals, which include both visitors and residents for this period under review, measured a 78.5% decline from 11,571 in 2020 to 2,493 in 2021. Anguilla's inward passenger movement by sea numbered 1,518 (60.9%) of arrivals; of which, 1,472 (97.0%) of sea passenger arrivals entered at the Blowing Point terminal and 46 passengers (3.0%) arrived at the Sandy Ground terminal. Passenger arrivals by air at the Clayton J. Lloyd International Airport accounted for 975 (39.1%) of total passenger arrivals.

Departing passengers recorded a decline of 85.6% with the total moving from 13,154 in 2020 to 1,890 in 2021.

Of the three ports of exit, the two seaports cumulatively accounted for 1,185 (62.7%), of all departures, of which, the Blowing Point terminal facilitated the movement of 1,139 (96.1%) passengers and Sandy Ground 46 (3.9%) passengers.

By air, 705 (37.3%) passengers departed Anguilla through the Clayton J. Lloyd International Airport.

TOURISTS (Stay-Over Visitors)

Tourists (stay-over visitors) to Anguilla for the month of March 2021 totalled 2,403, a 43.0% decline over its corresponding 2020 figure of 4,217. For data as far back as 1993, tourist arrivals dropped consecutively from the highest recorded figure in March 2019 with 11,940 to 2,217 in March 2020 and to the lowest recorded March figure under this current review.

Tourist arrivals for the 1st quarter of 2021 totalled 4,503. Historically, March records the most tourist arrivals and despite the pandemic, this trend continued into 2021; followed by, February with 1,114 and January with 986 arrivals.

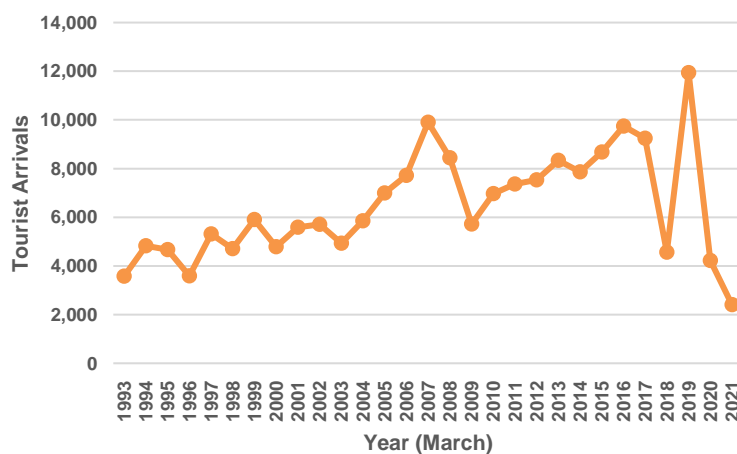


Figure 2: Tourist Arrivals, March 1993 - 2021

Tourists (Stay-Over Visitors) *continued*

The intended average length of stay of tourists increased to 8.8 days from the 7.3 days in March 2020. The majority of tourist arrivals, with more than half of the arrivals, 55.8% intended to stay for 4 to 7 days, followed by 31.8% of whom intended to stay for between 8 to 15 days, 7.0% intended to stay for 23 or more days, 3.3% for 1 to 3 days and 2.1% indicated 16 to 22 days.

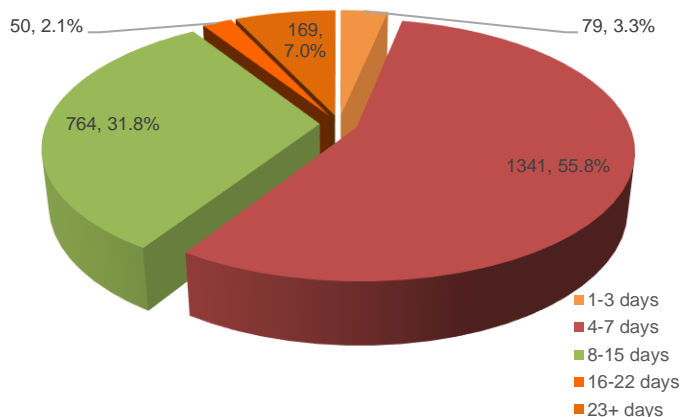


Figure 3: Tourist Arrivals by intended Length of Stay, March 2021

EXCURSIONISTS (Day Trippers)

Excursionist arrivals for this period under review recorded two arrivals, down from the recorded figure of 3,669 in March 2020, a 99.9% decline. This type of visitor to Anguilla is usually a tourist visiting St. Maarten/St. Martin who travels to Anguilla on a day trip to enjoy our beaches and hospitality for a day and usually. Anguilla has implemented precautionary measures to ensure the safety of its habitants with mandatory screening and a quarantine period, which may have inhibit day-trippers from visiting.

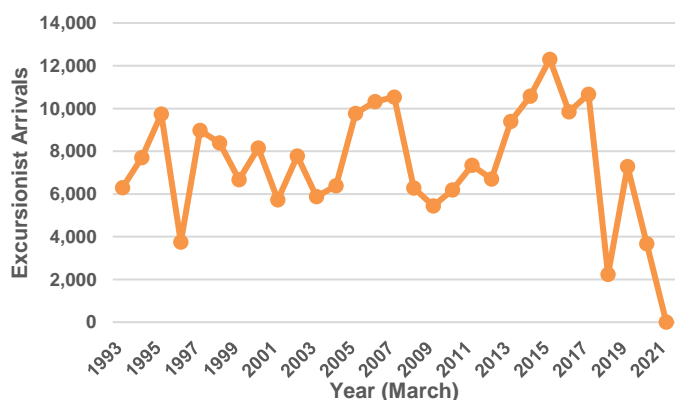
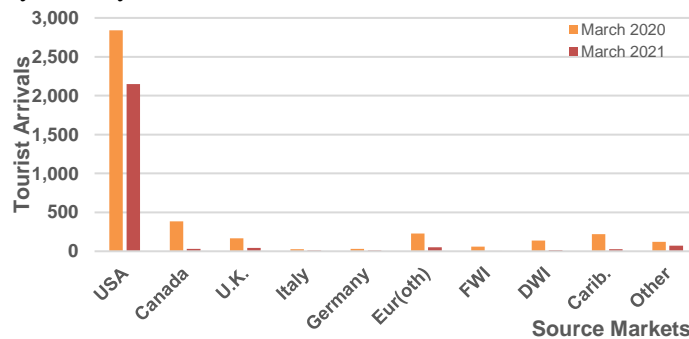


Figure 5: Excursionist Arrivals, March 1993 - 2021

A review of the ten source markets from which tourists to Anguilla originate showed that all of the source markets contributed to this monthly decrease. The largest decrease was recorded within the ‘French West Indies’ market with 98.3%, followed by the ‘Canadian’ markets with 92.4% and the ‘Dutch West Indies’ market with 89.8%.

Anguilla’s main tourists source market; the USA experienced a decline of 24.3% over its corresponding 2020 figure, the smallest decline recorded amongst the other markets. The USA March 2021 figure of 2,149 tourist arrivals, accounted for an 89.4% share of the tourist market by country of residence.



These two excursionist originated from the French and Dutch West Indies with declines of 99.7% and 99.8% respectively over their 2020 corresponding figures.

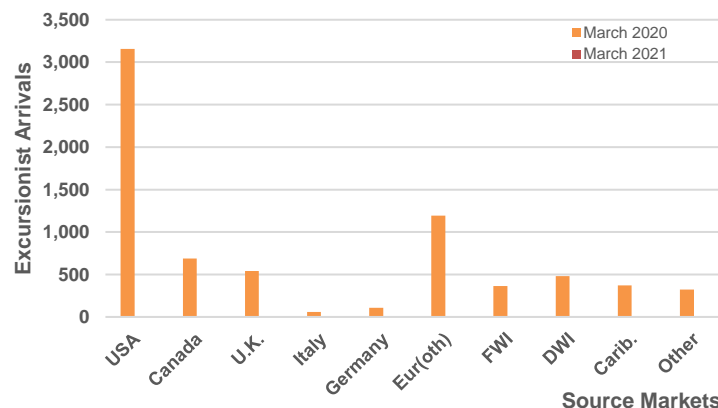


Figure 6: Excursionist Arrivals by Country of Residence

This report, along with other Tourism Data, is available at the Government of Anguilla Statistics Department’s website: http://statistics.gov.ai/StatisticsDept/Tourism2_4_5