



Tourism Statistics Summary – May 2013

OVERVIEW

May 2013 international visitor arrivals to Anguilla was 11,736 visitors, representing the fourth highest arrivals figure for the month of May in ten years, after the highest in 2007 of 13,980, followed by 2006 with 13,835 and 2008 with 12,122 arrivals.

Arrivals in this period showed an increase of 13.5% over May 2012; resulting from increases in both tourist and excursionist arrivals by 10.2% and 17.0% respectively.

Most (97.9%) of the visitors who travelled to Anguilla mainly came with the intention of vacationing, while 2.1% came with the intention of doing business.

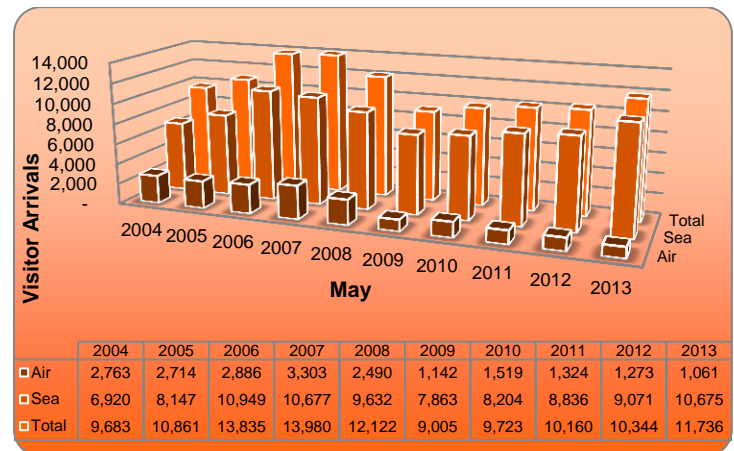


Figure 1: Visitor Arrivals: May 2004 – May 2013

PASSENGER MOVEMENT

Passenger arrivals, including both visitors and residents, this month increased by 4.7% to 18,603 passengers from 17,967 in May 2012.

The seaports cumulatively accounted for 91.5% of arrivals, 17,022 passengers entering through Anguilla's ports of entry. The Blowing Point seaport accounted for majority of passengers with 15,075, 88.6% and the other seaport in Sandy Ground/Road Bay with 1,947 passengers, 11.4% and 1,581 passengers, 8.5% came in at the Clayton J. Lloyd International Airport.

Departures of passengers relative to the same period in 2012 increased by 2.9%; moving from 17,456 to 17,967 passengers.

Of the three ports of exit, the two seaports cumulatively accounted for 91.6% of all departures; of which, the Blowing Point terminal facilitated the movement of 14,518 passengers, 88.2% and Sandy Ground, 1,947 passengers departed with 11.8%. The Clayton J. Lloyd Airport followed, with 1,502 departures, 8.4% of all passengers leaving Anguilla for the period.

TOURISTS (Stay- Over Visitors)

Tourist or stay-over visitor arrivals for the period were 10.2% higher than the comparative period in 2012, with 5,961 tourist trips to Anguilla for the month.

17.2% of tourist entered at the airport and the other 82.8% came in via the seaports.

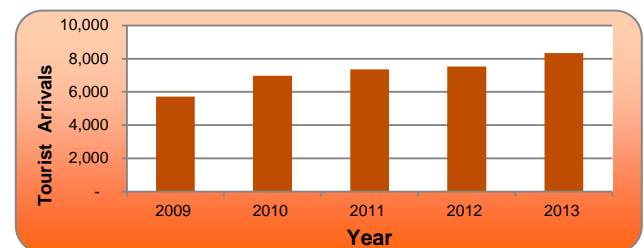


Figure 2: Tourist Arrivals, May 2009– 2013

Tourists (Stay- Over Visitors) *continued*

The average length of stay of tourists was 6.6 days a fall from 6.9 in May 2012. Tourists intended length of stay showed that 25.5% of tourists stayed for 1 to 3 days, 52.9% for 4 to 7 days, 15.0% for 8 to 15 days, 1.1% for 16 to 22 days and the final 5.4% indicated 23 or more days.

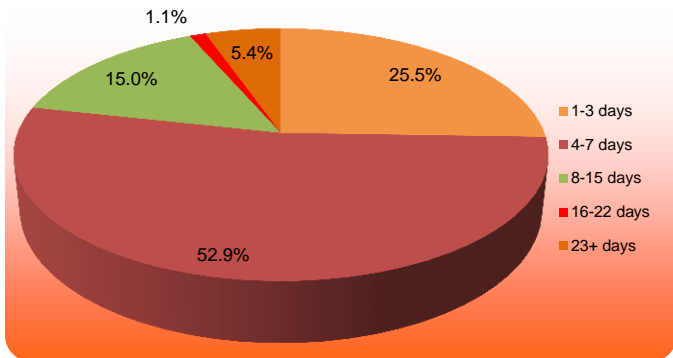


Figure 3: Tourist Arrivals by Length of Stay, May 2013

A review of the source markets for tourists visiting Anguilla in May 2013 over 2012, showed an increase in

eight (8) and decreases in the other two (2) markets. The source markets which experienced the major increases were Canada and French West Indies with 82.2% and 42.0% respectively. The two decreases were experienced by Germany and Other Caribbean Islands of 36.1% and 14.1% over their May 2012 figures respectively. The USA which ranks number one for Anguilla’s source market accounted for 64.7% of tourist arrivals, increase by 5.2% in this period.

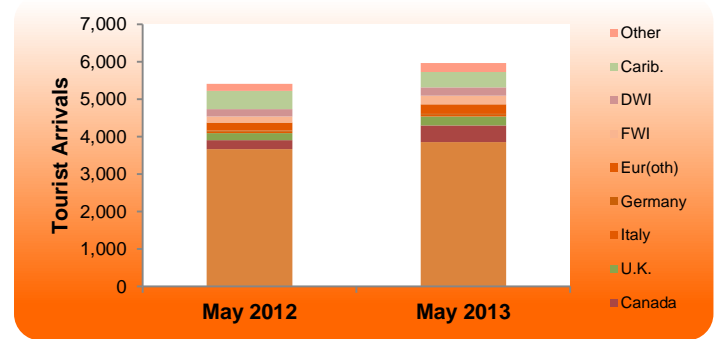


Figure 4: Tourist Arrivals by Country of Residence

EXCURSIONISTS (Day Trippers)

Excursionist arrivals or day trippers to Anguilla for May 2013 rose to 5,775 arrivals, up 17.0% from May 2012 figure.

99.4% of excursionists entered Anguilla through the seaports, of which 66.5% came via the Blowing Point seaport and 33.5% via the Sandy Ground/Road Bay seaport. 0.6% of excursionists entered via the Clayton J. Lloyd International Airport.

Day trippers to Anguilla showed growth in many of the markets for the period May 2013 with seven (7) markets experiencing increases and three (3) decreases. The markets to advance most were the ‘Italy’ countries with 43.5% and other European Countries by 29.9%. The Dutch and French West Indies were down 20.1% and 14.5% respectively over the same period 2012. The major source market the USA accounted for 52.8% of excursionist, increased by 27.9% over the period.

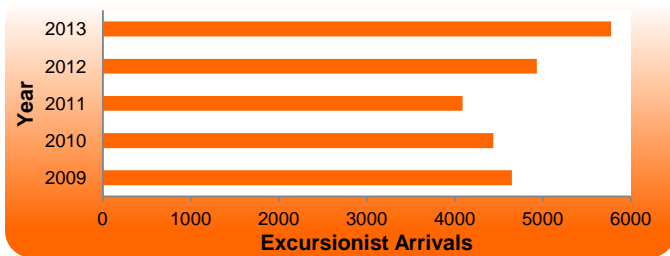


Figure 5: Excursionist Arrivals, May 2009 - 2013

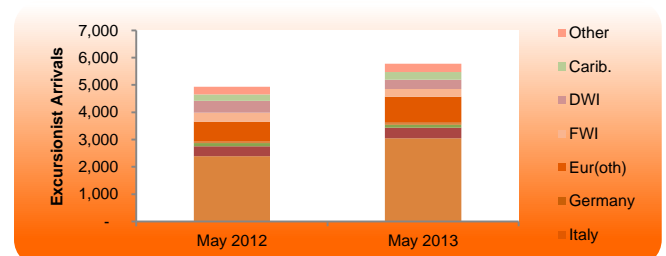


Figure 6: Excursionist Arrivals by Country of Residence

This report, along with other Tourism Data, is available at the Government of Anguilla Statistics Department’s website: <http://gov.ai/statistics/tourism.htm>

ANGUILLA STATISTICS DEPARTMENT
 OLD COURT HOUSE BUILDING
 P.O.BOX 60 | THE VALLEY | ANGUILLA
 BRITISH WEST INDIES
 Telephone: +(264) 497-5731 | Fax: +(264) 497-3986
 Email: statistics@gov.ai