



Anguilla Government Statistics Department – November 2007

Tourism Statistics Summary

OVERVIEW

Anguilla's visitor arrivals for the month of November 2007, the first month in the new tourism season, totaled 9,823. Visitors include tourists and excursionists.

This month under review experienced a decrease of 29.9% over its corresponding 2006 November figure. This was the first decline, over the corresponding previous November, since 2003, when visitor arrivals decrease to 8,244 arrivals in 2003 from 8,445 arrivals in 2002.

Additionally, and is also recorded as the highest decrease in the past decade for the month of

November. Of the 9,823 visitors to the island during this month, the majority, 9,057 (92.2%) came for relaxation, while 766 (7.2%) came business.



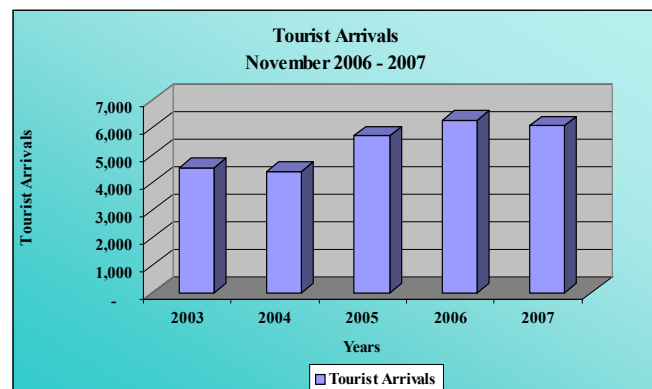
PASSENGER MOVEMENT

Arrivals include Anguillians as well as visitors, entering through the ports of Wallblake Airport, Blowing Point and Sandy Ground. These arrivals totaled 20,053 in November 2007, a decrease of 12.6% when compared with 22,945 in November 2006. The majority of these passengers 15,243 (76.0%) entered through the Blowing Point, while passenger arrivals through the Wallblake Airport and Sandy Ground totaled 4,352 (21.7%) and 458 (2.3%) respectively.

Departures totaled 18,953 during November 2007, where 4,040 (21.3%) passengers departed through the Wallblake Airport compared to 3,485 in 2006. Departures through the Blowing Point Port were 14,490 (76.5%) compared to 16,174 in 2006. The port of Sandy Ground facilitated 423 (2.2%) departures during this month compared to 2,229 during November 2006.

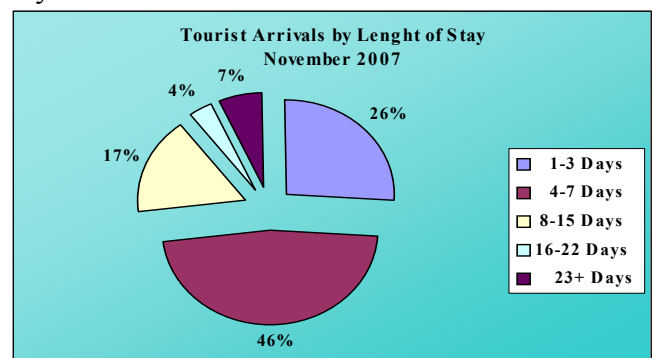
TOURISTS (Stay-Over Visitors)

Tourists accounted for 61.7% of the total number of visitors to Anguilla during November 2007, however resulting in a decrease in arrivals by 3.3% to a total of 6,063 tourists compared to the 6,268 in 2006.



The average length of stay for tourists this month was 7.3 days as compared with the 6.8 days in November 2006.

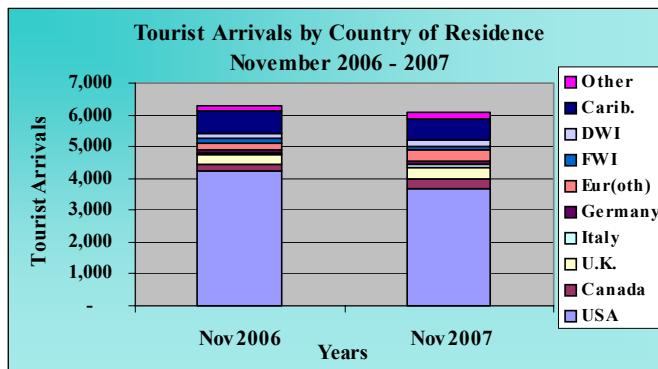
The majority, 46.6% of tourists stayed in Anguilla between 4-7 days. 26.1% stayed for between 1-3 days, 17.0% spent between 8-15 days, while 3.5% spent 16-22 days. 6.8% of the tourists spent 23 days or more on the island.



During this month under review, the majority of tourists, 60.9%, originated out of the U.S.A. This however was as decrease of 12.7% over the November 2006 recorded figure.

11.1% of the tourist to Anguilla originated from the Caribbean, which was Anguilla's second largest source market for the month of November 2007.

Arrivals from the 'Germany' categories showed the largest increases of 156.1% over its corresponding November 2006 figure.



EXCURSIONISTS (Day Trippers)

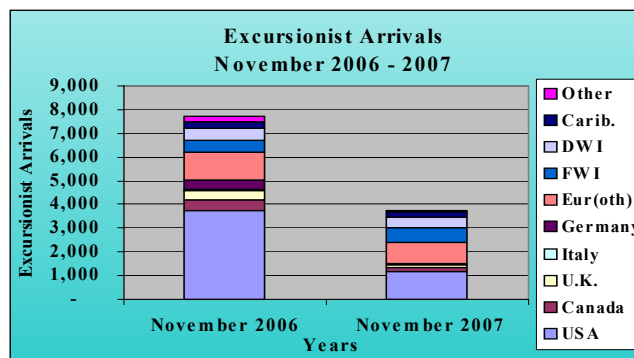
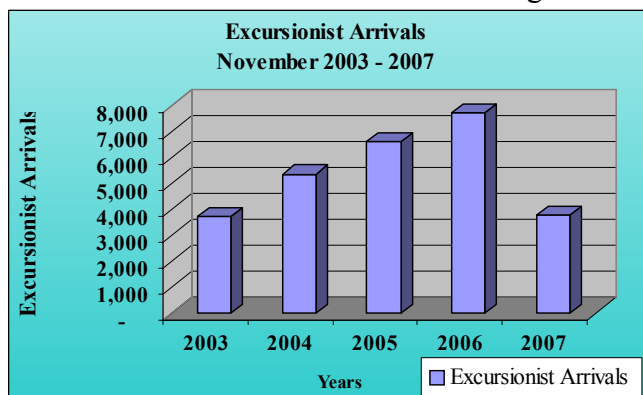
Excursionist arrivals for the month of November 2007 totaled 3,760, a decrease of 51.4% over the November 2006 figure. This decrease was the highest decrease in excursionist arrivals for the past decade, after the 30.8% decrease for 1998/97.

For the month under review, the port of Blowing Point was the main port of entry, with 3,342 (88.9%) of excursionists using this port as the gateway to Anguilla. This however was a decline of 37.8% in arrivals by this type of traveler through this port over November 2006 figure.

The Wallblake Airport and Sandy Ground was the port of entry for 2.7% and 8.4% respectively, of excursionist arrivals. Excursionist arrivals through the Wallblake Airport registered an increase of 9.6% over its 2006 figure, while Sandy Ground registered a decrease of 86.2%, which accounted for more than seven times less its 2006 figure.

Of the 10 categories in which the country of residence is grouped, the United States of America continued to be ranked as the main source market from which Anguilla's excursionists originate. During the period under review, 1,177 of this type of visitor were from U.S.A. The 'Other Europe' category was the second highest ranked source market where 879 of the 3,760 excursionists originated.

There were percentage decreases, over their corresponding November 2006 figure in excursionist arrivals for 9 of the source markets and an increase in 1 market. 'Germany' was the source market, which experienced the largest decrease of 92.1%, with USA, UK, Canada and Other countries not far behind with 68.8%, 68.6% 65.4% and 62.4% respectively over their corresponding November 2006 figures. Conversely, 'F.W.I.' category experienced the largest & only increased figure with 15.7% over its November 2006 figure.



This report along with other Tourism Data, are available at the Government of Anguilla Statistics Department's website: <http://gov.ai/statistics/tourism.htm>

STATISTICS DEPARTMENT – ANGUILLA
 OLD COURT HOUSE BUILDING
 P.O.BOX 60
 THE VALLEY, ANGUILLA
 BRITISH WEST INDIES
 Telephone: 1-264-497-5731
 Fax: 1-264-497-3986
 Email: statistics@gov.ai