



Anguilla Government Statistics Department

Tourism Statistics Summary- November 2009

OVERVIEW

Visitor arrival counts for November 2009 had the third consecutive decline in November arrivals; 11.0% lower than the same period in 2008. Arrivals continue to experience the negative impact, post-global financial crisis with arrivals standing at 8,492.

Visitation numbers closely resembled the pre-2004 levels and had the lowest count in six years.

YEAR	2004	2005	2006	2007	2008	2009
Visitor Arrivals	9,774	12,335	14,010	9,823	9,540	8,492
% Change	18.6%	26.2%	13.6%	-29.9%	-2.9%	-11.0%

8,094 or 95.3% of the visitors came to Anguilla for vacation and the other 398 visitors or 4.7% on business.



PASSENGER MOVEMENT

Passenger arrivals, inclusive of both locals and visitors, continued to dive for the third year in a row; down 14.8% from November 2008 arrivals to 15,850.

The top port of entry, Blowing Point seaport, had 12,249 (77.3%) passengers entering, followed by the Wallblake Airport with 2,358 (14.9%) and finally Sandy Ground seaport facilitating entry for 1,243 (7.8%) passengers.

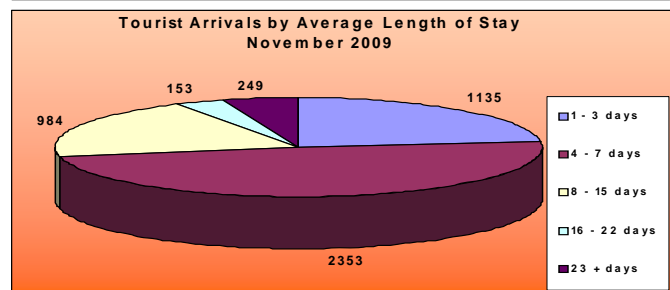
Departures at the three ports totalled 15,023; a 13.2% decline in outgoing traffic, this count has not been this low since November 2003.

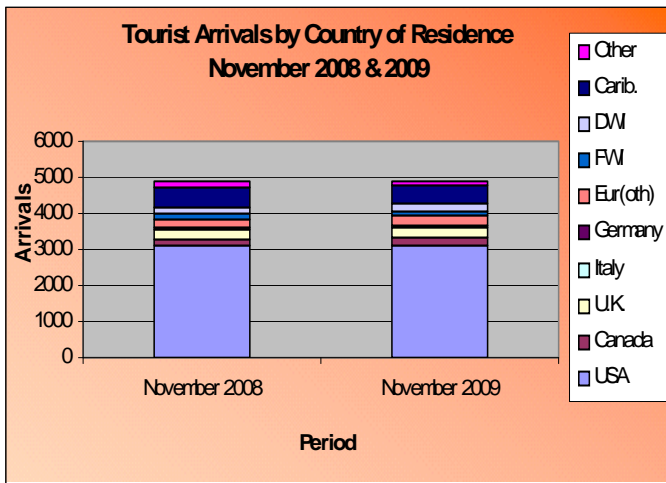
Decreases were seen at all ports for the period. The ranking of the ports remained the same with Blowing Point being the port of exit for 11,494 (76.5%) passengers. The Wallblake Airport accounted for 2,308(15.4%) and the Sandy Ground seaport recorded the departure of 1,221(8.1%) passengers.

TOURISTS (Stay-Over Visitors)

Tourist arrivals this period remained relatively unchanged compared to November 2008 with a marginal increase by 0.2% to 4,874 tourists. For the year to date, this is the third consecutive month to show encouraging tourist figures, after the adverse shocks experienced in earlier months of the year.

The average intended length of stay of tourists was 7.2 days, slightly lower than 7.4 days in the same period in 2008. 71.6% of tourists spent one week or less, with the modal group spending 4-7 days (48.3%). 20.2% spent between 8-15 days, 3.1% spent 16-22 days and 5.1% indicated 23 or more days on the island.





Comparing November 2008 and 2009, our main source markets such as the USA, Caribbean and French West Indies all saw declines in tourist arrivals by 0.7%, 7.6% and 6.7% respectively. Smaller pockets of visitors from countries such as Germany and Other countries not detailed in this report also saw declines in arrivals this period.

All other locations showed signs of recovery. Most notably visits from Canada, Italy, UK and Europe were up by 44.4%, 31.4%, 0.8% and 8.6% respectively over the corresponding November 2008 tourist arrivals.

EXCURSIONISTS (Day Trippers)

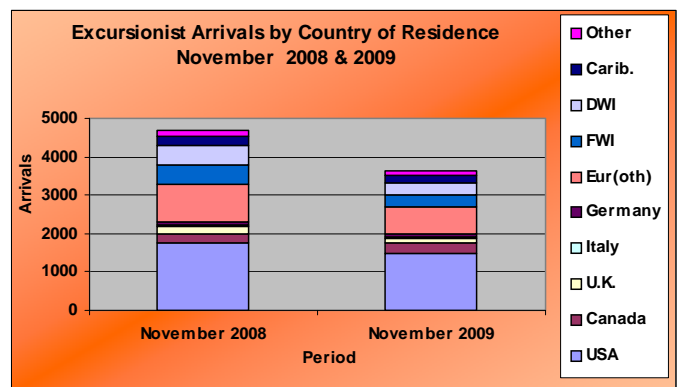
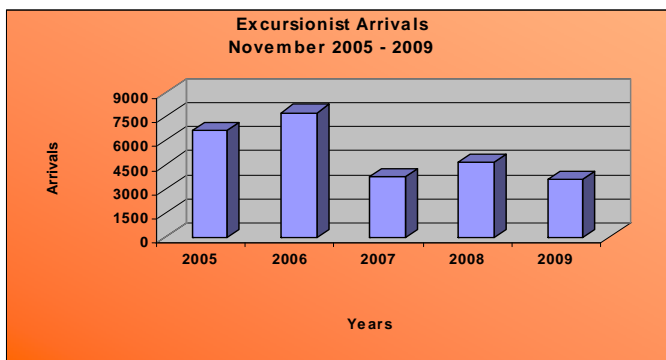
Excursionists or day trippers are international visitors who come to Anguilla for less than 24 hours. They accounted for 42.6% of all visitors this period, 6.4 percentage points lower than the share held in November 2008, totalling 3,618 excursionists this period.

98.2% of excursionists are landed in Anguilla via seaports. Of these seafaring excursionists, 65.8% (2,337) entered the Blowing Point seaport and the other 34.2% (1,216) at the Sandy Ground seaport.

The Wallblake Airport was the gateway for 1.8 % (65) of excursionists.

International excursionist visits were down for most of the categories of country of residence. The changes were generally proportionate across the geographic locations except for Europe (Other), and the French and Dutch West Indies who all lost some of the market share this period; which was mostly taken by USA and Canada.

Compared to 2008, the only two countries to see growth in excursionist visitation were Canada (2.0%) and Italy (7.1%). All other locations saw declines in arrivals, markedly the USA down 14.2%, UK down 26.4%, Europe (Other) by 27.8%, French West Indies fell 45.7% and Dutch West Indies behind 39.2% from their corresponding November 2008 arrivals.



This report, along with other Tourism Data, is available at the Government of Anguilla Statistics Department's website: <http://gov.ai/statistics/tourism.htm>

ANGUILLA STATISTICS DEPARTMENT
 OLD COURT HOUSE BUILDING
 P.O. BOX 60 | THE VALLEY | ANGUILLA
 BRITISH WEST INDIES
 Telephone: 1-264-497-5731 | Fax: 1-264-497-3986
 Email: statistics@gov.ai

'Sound Statistics for Sustainable Development'