



# Tourism Statistics Summary – November 2011

## OVERVIEW

In November 2011, visitor arrivals to Anguilla increased by 9.8% to 9,966 arrivals relative to the same period in 2010. Both tourist and excursionist arrivals were up, notwithstanding the fact that the annual jazz festival which is usually hosted in November each year was cancelled.

Visitor traffic by air has remained flat, with the level of visitors landing at the airport being about the same for the past four years.

The main reason for travel for 96.8% of visitors was vacation and the remaining 3.2% indicated business.

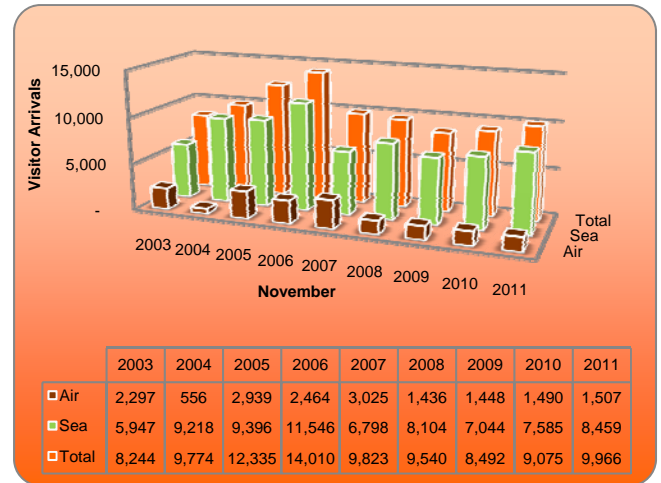


Figure 1: Visitor Arrivals: November 2003 – November 2011

## PASSENGER MOVEMENT

Passenger arrivals, which include both residents and visitors, totalled 16,397 arrivals for the month, up 3.7% compared to November 2010.

Passenger traffic remained strongest at the seaports, accounting for 86.6% of arrivals. Sea vessels brought 12,411 passengers (75.7%) to the Blowing Point seaport. The Sandy Ground port saw 1,786 arrivals (10.9%) and the final 2,200 passengers (13.4%) entered at Clayton J. Lloyd International Airport.

Passenger departures from Anguilla relative to the same period last year were 4.5% higher to a count of 15,109 passengers.

Blowing Point seaport, the main port of exit, had 11,970 passengers (75.8%), followed by the Clayton J. Lloyd Airport, with 2,046 passenger departures (13.0%) and finally the Sandy Ground seaport dealt with 1,772 passengers (11.2%) leaving the port.

## TOURIST (Stay-Over Visitors)

Tourist arrivals to Anguilla for the period were 9.8% higher than the corresponding period in 2010 with a total of 5,726 arrivals.

Stay-over visitors or tourists are visitor who spend more than 24 hours in Anguilla. This month they accounted for more than half (57.5%) of all the recorded visitor figures, on average, 7.0 days in Anguilla

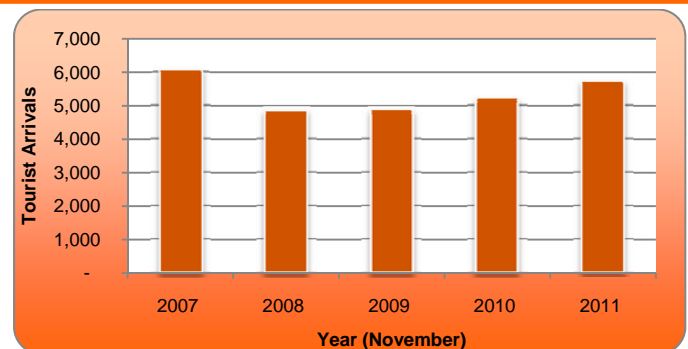


Figure 2: Tourist Arrivals, November 2007 – 2011

**Tourists (Stay- Over Visitors)** *continued*

In this month tourist intended to stay on average 7.0 days in Anguilla Tourists were clustered into five groups based on their length of stay; the first group, with the shortest stay of 1-3 days account for 22.0%, the largest group with 51.8% stayed between 4 and 7 days, 19.5% spent 8-15 days, 1.9% stayed 16-22 days and 4.8% for 23 or more days.

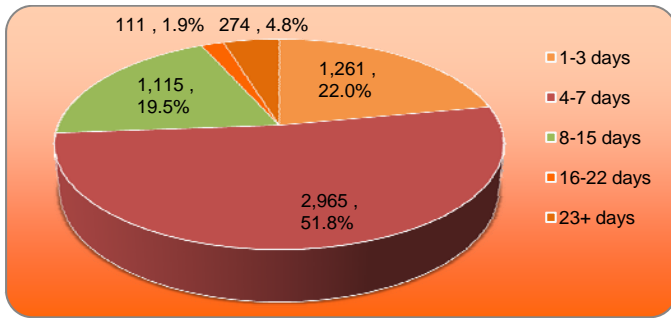


Figure 3: Tourist Arrivals by Length of Stay, November 2011

Anguilla is mostly dependent on the USA as the main source market, with arrivals from the USA alone holding a share of 69.8% of arrivals. Canada, also in the North America region, saw growth in tourist arrivals by 70.6%. Italy, Germany, French and Dutch West Indies and the Caribbean all experienced a decline in arrivals compared to 2010, falling 49.3%, 63.8%, 20.4%, 11.9% and 31.8% respectively.

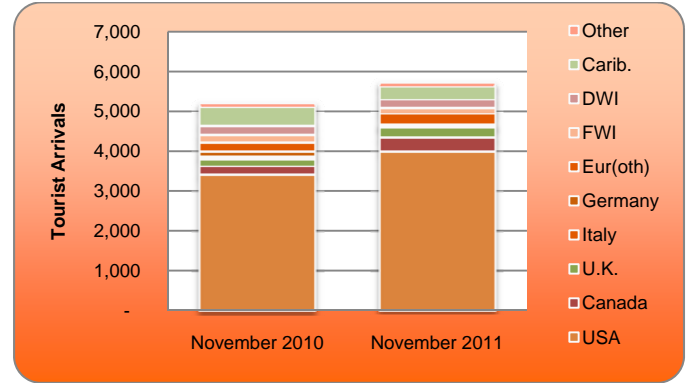


Figure 4: Tourist Arrivals by Country of Residence

**EXCURSIONISTS (Day Trippers)**

Anguilla was visited by 4,240 excursionists for the month, an increase of 9.8% over the same period in 2010.

Incoming day tripper traffic is greatest at the Blowing Point seaport, with 57.2% of arrivals ferried to Anguilla from neighbouring islands. Sandy Ground saw 41.8% of excursionists entering and the Clayton J. Lloyd International Airport processed 1.0% of all excursionist arrivals.

Looking at the country of origin for day trippers, many of them posted higher arrivals when compared to the same time in 2010. Such as: USA (+13.1%), Canada (+65.5%), Italy (+19.0%), Europe- Other (7.6%) and French West Indies (+42.4%) all with growth in arrivals.

The Dutch West Indies/St. Maarten, which is in the top 5 markets, in terms of the count in arrivals, fell 18.6%, compared to 2010.

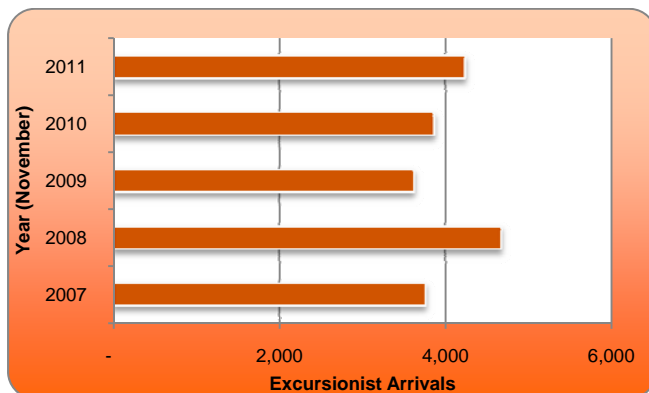


Figure 5: Excursionist Arrivals, November 2007 – 2011

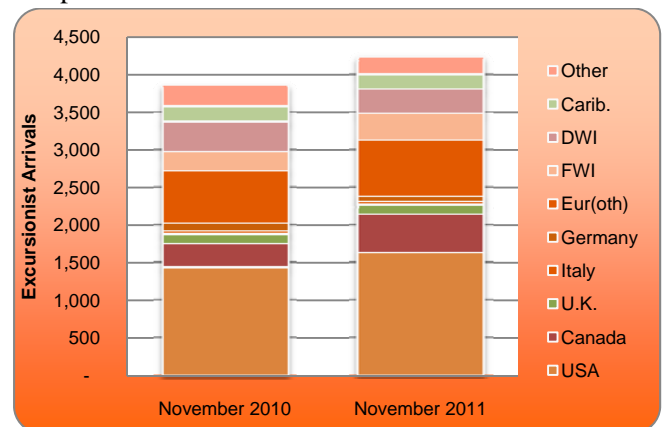


Figure 6: Excursionist Arrivals by Country of Residence

This report, along with other Tourism Data, is available at the Government of Anguilla Statistics Department's website: <http://gov.ai/statistics/tourism.htm>

ANGUILLA STATISTICS DEPARTMENT  
 OLD COURT HOUSE BUILDING  
 P.O.BOX 60 | THE VALLEY | ANGUILLA  
 BRITISH WEST INDIES

Telephone: +(264) 497-5731 | Fax: +(264) 497-3986

Email: [statistics@gov.ai](mailto:statistics@gov.ai)