



OVERVIEW

Visitor arrivals to Anguilla for the tourist season, November 2016, recorded a decline of 6.7% after the increase in October which was preceded by two consecutive months of declines. Our shores were graced by 12,988 persons compared to the November's 2015 figure of 13,927. This period under review was the 9th monthly decline for 2016 when compared to its corresponding 2015 figure, while two increases were recorded in July and October of 2.3% and 11.2% respectively. Additionally this month was registered as the 4th largest figure for the period November as far back as 1993, with 2006 recording the largest number of visitors; 14,010.

The decline in visitor arrivals for this period November was negatively impacted by the arrivals of excursionists (Day trippers), conversely, tourist arrivals (stay-over

visitors) increased over its corresponding 2015 figure. Majority, 97.5% of the visitor arrivals, came with the intention of vacationing, while 2.5% came with the intention of doing business.

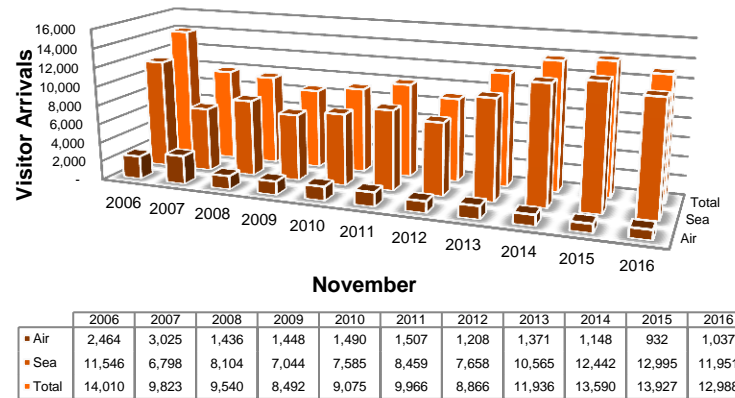


Figure 1: Visitor Arrivals: November 2006 – 2016

PASSENGER MOVEMENT

Passenger arrivals, which include both visitors and residents, mimicked the trend of visitor arrivals including recording its 9th decrease for the year; measuring 5.4% from 20,220 passengers in November 2015 to 19,124. Anguilla's inward passenger movement by sea continues to be the main mode of entry, facilitating 92.1% (17,615) of arrivals; of which, 14,529 (82.5%) of sea passenger arrivals entered at the Blowing Point terminal and 3,086 passengers (17.5%) arrived at the Sandy Ground terminal. Passenger arrivals by air at the Clayton J. Lloyd International Airport accounted for 1,509 (7.9%) of total passenger arrivals.

Departing passengers on the other hand, during this period recorded an increase from 17,016 in 2015 to 18,434 for 2016; an increase of 8.3%, the third increase when compared to its respective corresponding 2015 figure,

Of the three ports of exit, both seaports cumulatively accounted for 92.1%, (16,986) of all departures, of which, the Blowing Point terminal facilitated the movement of 13,902 (81.8%) passengers and Sandy Ground with 3,084 (18.2%) passengers.

By air, 1,448 (7.9%) passengers departed Anguilla through the Clayton J. Lloyd Airport International.

TOURISTS (Stay-Over Visitors)

Tourists (stay-over visitors) to Anguilla for the month of November recorded its 9th increase for 2016 with 10.0%, welcoming 6,557 tourists in comparison to the 5,963 tourists in November 2015. Monthly comparisons revealed this increase as the 4th highest increase for the year, the highest being recorded in July with 26.3% over its corresponding period. This figure was also recorded as the highest number of tourist arrivals to the island during this period 'November' as far back as 1993.

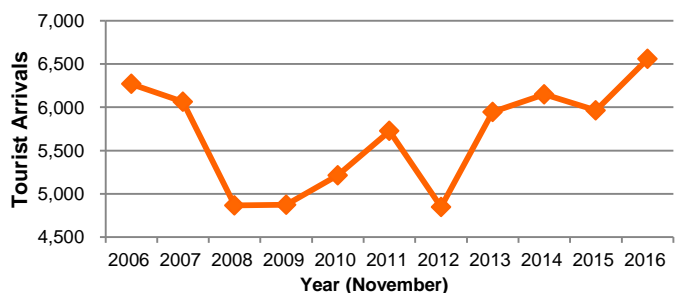


Figure 2: Tourist Arrivals, November 2006 - 2016

Tourists (Stay-Over Visitors) *continued*

The intended average length of stay of tourists remained the same as for November 2015 with 6.6 days. The majority of tourists which represented more than half of tourist arrivals (56.8%), intended to stay for 4 to 7 days, 23.3% between 1 to 3 days, 13.0% for 8 to 15 days, 4.9% for 16 to 22 days and 2.0% indicated 23 or more days.

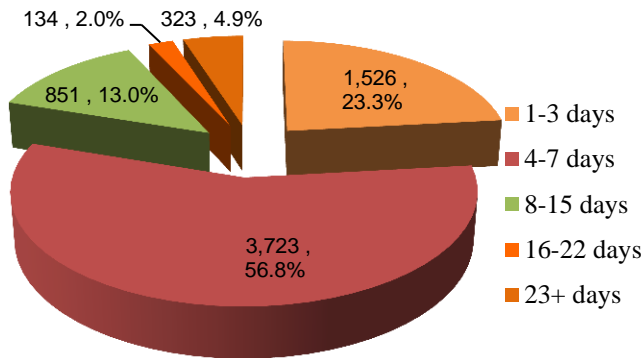


Figure 3: Tourist Arrivals by intended Length of Stay, Nov 2016

A review of the ten source markets for tourists visiting Anguilla during November 2016 over 2015, showed an increase in seven of the source markets, which contributed to the monthly increase and declines in the other three

markets. The largest increase was recorded within the ‘Canadian’ source market, followed by the ‘Other European countries’ and the ‘U.K.’ markets with 16.0%, 15.6% and 13.2% respectively over their corresponding 2015 figures. The decreases were recorded in the ‘Dutch and French West Indies’ and ‘Germany’, markets with 36.4%, 11.7% and 18.0% respectively over their corresponding 2015 figures.

Anguilla’s main market, USA reported an increase of 13.1% over November’s arrivals in 2015, accounting for a 71.4% share of the tourist market.

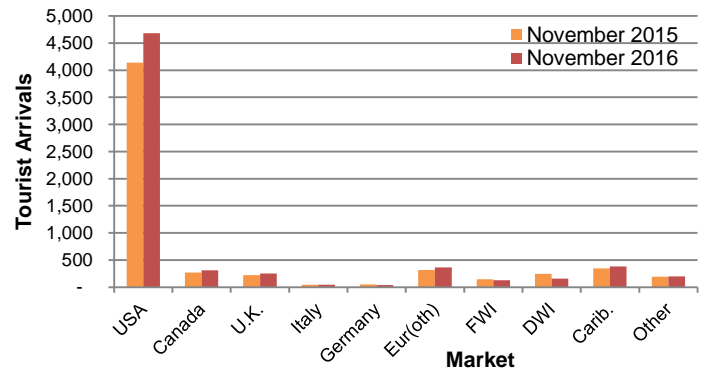


Figure 4: Tourist Arrivals by Country of Residence

EXCURSIONISTS (Day Trippers)

Excursionist arrivals’ negative trend in 2016 recommenced after its first increase for the year in October with the month under review recording its 10th decline of 19.2% to 6,431 arrivals compared to the 7,964 arrivals in 2015. Monthly analysis of 2016 over their corresponding 2015 figures showed its sole increase of 9.4% and all double digit declines with the exception of June’s, 6.5% for this type of visitor, with the highest recorded decline in April of 24.7%.

Anguilla had one cruise ship arrival for this period gracing our shores at Road Bay port which accommodated 43 passengers and 63 crew members.

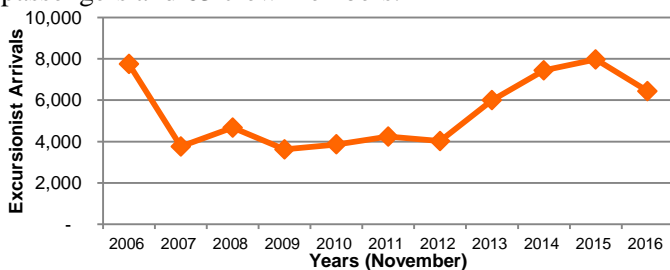


Figure 5: Excursionist Arrivals, November 2006 - 2016

There were decreases in nine (9) day-trippers source markets, which contributed to this overall decrease and in the ‘UK’ market with 53.1%, followed by the ‘German’, ‘Other European Countries’, and the ‘Canadian’ markets with 50.0% 43.9% and 24.8% respectively. The sole increase was experienced in the ‘Other’ source markets of 6.9%.

Anguilla’s main source market ‘USA’ experienced a decline of 8.2%; representing 50.9% of the market.

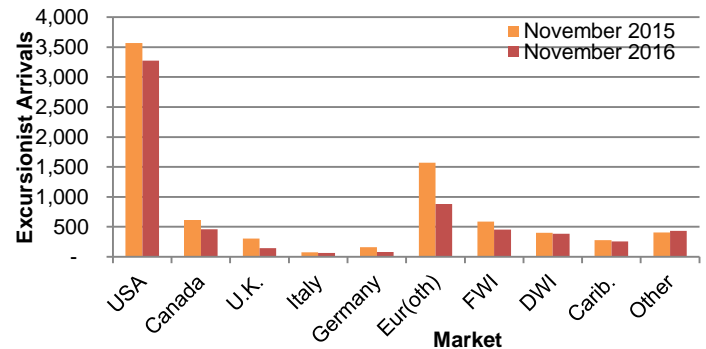


Figure 6: Excursionist Arrivals by Country of Residence

This report, along with other Tourism Data, is available at the Government of Anguilla Statistics Department’s website: <http://gov.ai/statistics/tourism.htm>