



Anguilla Government Statistics Department

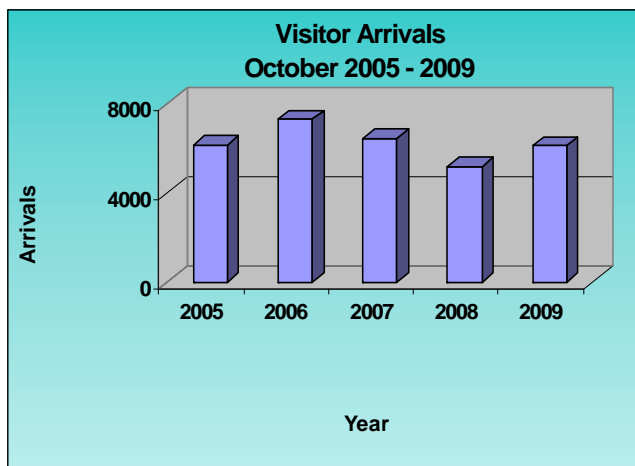
Tourism Statistics Summary - October 2009

OVERVIEW

October 2009 was the first month for the year to experience growth in visitor arrivals when compared to the corresponding period in 2008, with a positive move in arrivals by 17.8% to 6,117 visitors.

Since 1996, arrivals in this month averaged just over 5,800, confirming that visitor arrivals in October 2009 performed above average for this month.

Year	Oct-05	Oct-06	Oct-07	Oct-08	Oct-09
Arrivals	6,177	7,295	6,441	5,192	6,117
% Change	20.3%	18.1%	-11.7%	-19.4%	17.8%



PASSENGER MOVEMENT

Passenger traffic to Anguilla, including residents and visitors, has also shown growth, up 5.7% over October 2008 to 14,007 passengers. Of the three official ports, Blowing Point seaport had the strongest flow of passengers, holding 77.3% or 10,822 passengers. The Wallblake Airport followed with 2,239 or 15.3% of passengers; then Sandy Ground seaport accounting for 1,046 or 7.5%.

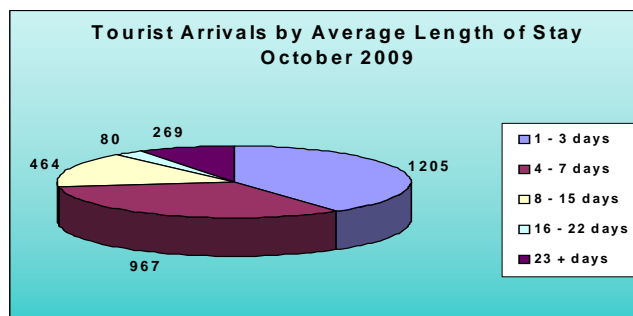
The number of passenger departures for the period in review was 13,258; with the Blowing Point port ranking number one in terms of the sheer number of passenger movements, with 11,157 or 76.3% of passengers exiting at this port. Wallblake Airport facilitated 2,101 or 15.8% and Sandy Ground dealt with 1,047 or 7.9% of passenger departures.

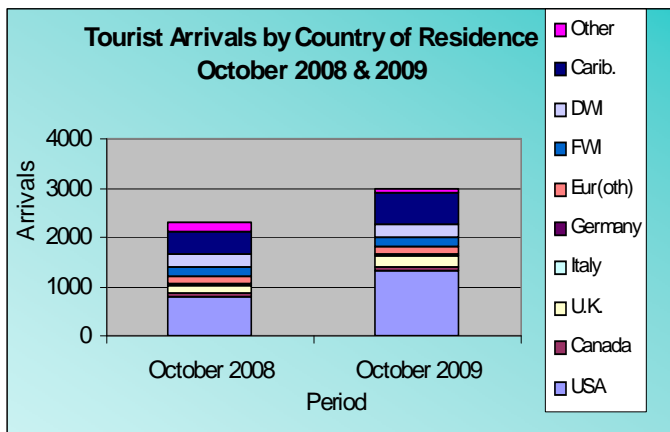
TOURISTS (Stay-Over Visitors)

Tourists or stay-over visitors who spend at least one night in Anguilla, showed an increase in arrival numbers this period, up 28.7% to 2,985.

Although this period is one of the slowest months in terms of tourist arrivals, since the new millennium, arrivals have been steadily increasing; excluding 2001, 2004 and 2008 when small dips occurred.

The average intended length of stay of tourists was 7.0 days, just over a day shorter than October 2008 when it was 8.1 days. The mode is for tourists to spend 1-3 days (40.4%). 72.8% of tourists intend to spend 7 days or less in Anguilla. The remaining 27.2% intended to be in Anguilla for longer with a split of 15.5% spending 8-15 days, 2.7% hoping to spend 16-22 days and 9.0% 23+ days.





For the month in review, most (7) source markets showed growth in tourist arrivals except for Germany, St. Martin (FWI) and the ‘Other’ category. The number of visitors from the United States increased compared to the corresponding period in 2008 by 68.5% and held a share of 44.3% of all tourists for the period.

The Caribbean (which excludes neighbouring St. Martin/St. Maarten) is another strong source market, accounting for 21.2% of tourists, advanced this period compared to 2008 by 34.9%.

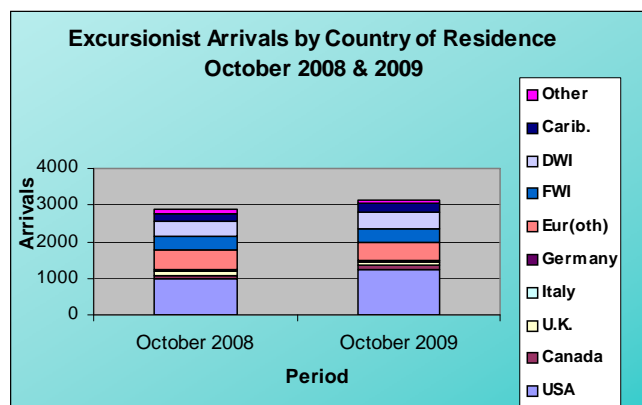
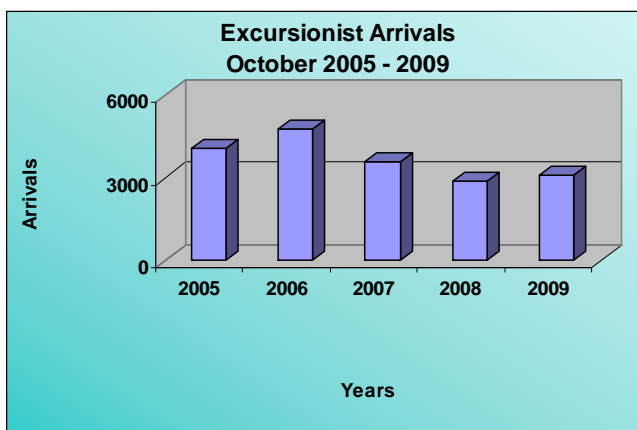
EXCURSIONISTS (Day Trippers)

Excursionist arrivals for October 2009 totalled 3,132, a 9.1% increase over October 2008 when 2,872 day trippers visited Anguilla. Although arrivals are slightly higher than the previous year’s corresponding arrivals, they are still lower than recorded arrivals for as far back as 2001 when there was a shock to the tourism industry.

The Wallblake Airport is not the port of choice for most day trippers, with 1.6% or 49 excursionists arriving via air. 65.8% or 2,062 were ferried over from neighbouring islands via the Blowing Point seaport. The remaining 32.6% or 1,021 excursionists entered at the Sandy Ground seaport.

The origin of visitors or usual country of residence of the excursionist who visited Anguilla for the period, were predominantly from the United States of America, Europe (other), French West Indies and Dutch West Indies accounting for 39.6% (1,240), 16.0% (501), 11.8% (370) and 15.3% (479) respectively.

The UK and Italy, countries with already low excursionist counts, saw declines in arrivals for the period compared to October 2008 by 17.8% and 18.8%. Other European countries (those not specified) were the only other locations to also see a fall in arrivals by 11.2%.



This report, along with other Tourism Data, is available at the Government of Anguilla Statistics Department’s website:
<http://gov.ai/statistics/tourism.htm>

ANGUILLA STATISTICS DEPARTMENT
 OLD COURT HOUSE BUILDING
 P.O.BOX 60 | THE VALLEY | ANGUILLA
 BRITISH WEST INDIES
 Telephone: 1-264-497-5731 | Fax: 1-264-497-3986
 Email: statistics@gov.ai

‘Sound Statistics for Sustainable Development’