



Tourism Statistics Summary – October 2012

OVERVIEW

October 2012 visitor arrivals totalled 6,001; an increase of 9.1% for the period over October 2011. This was as a result of increases in both tourist and excursionist arrivals for the period.

Arrivals by purpose of visit showed that 95.3% of visitors came to Anguilla for vacation and the other 4.7% came on business.

Visitor arrivals by air represented 13.4% of arrivals and majority, 86.6% of visitors by sea.

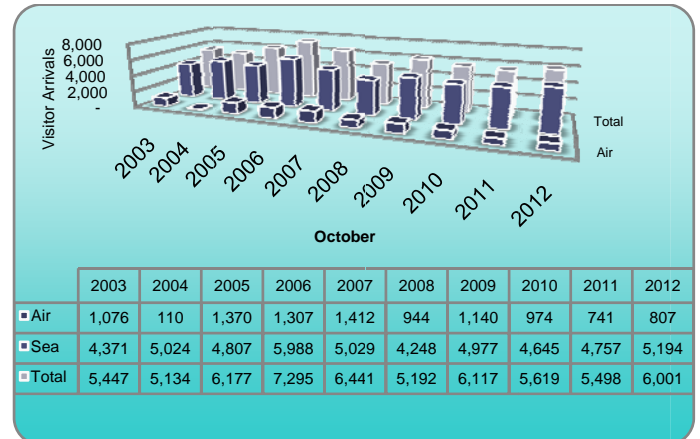


Figure 1: Visitor Arrivals, October 2004-2012

PASSENGER MOVEMENT

Passenger arrivals (residents and visitors) were down this month by 2.6% to 12, 208 passengers compared to the same period in 2011.

Inward passenger movements through the seaports totalled 10,839 arrivals (88.8%). Of which, 10,087 (93.1%) passengers entered at the Blowing Point terminal and 752 (6.9%) arrived at the Sandy Ground port. 1,369 passengers came into Anguilla via the Clayton J. Lloyd International Airport (11.2%).

Passenger departures for this period decreased by almost the equivalent amount as passenger arrivals by 2.8% relative to the same period in 2011, to 11,469.

10,136 (88.4%) passengers departed Anguilla via the seaports, where 9,418 passengers (92.9%) exit through the Blowing Point terminal and 718 passengers (7.1%) made their exit from the Sandy Ground port. 1,333 passengers (11.6%) departed from the Clayton J. Lloyd International Airport.

TOURISTS (Stay-Over Visitors)

Tourists, also referred to as stay-over visitors, to Anguilla for October 2012, totalled 2,909; 13.9% higher than the same time last year.

The Clayton J Lloyd International Airport held a share of 26.8% and the other share 73.2% of visitors through the Blowing Point port, with no arrivals at the Sandy Ground port. This has been the second reporting period for the year where Sandy Ground did not facilitate any tourist arrivals.

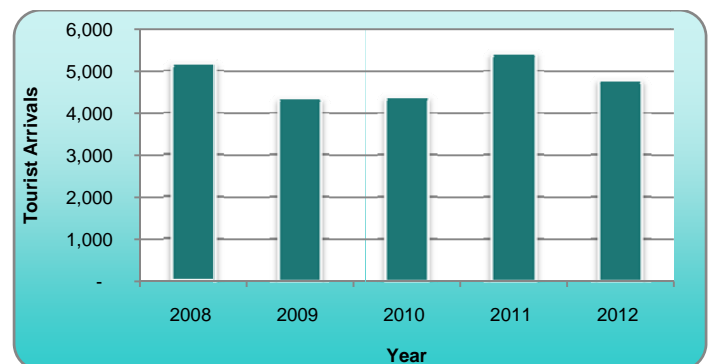


Figure 2: Tourist Arrivals, October 2008 - 2012

2 TOURISTS (Stay- Over Visitors) *continued*

The average intended length of stay of tourists this month compared to October 2011, shortened from 7.9 days to 7.0 days. The largest amount of tourists (38.4%) spent 4 to 7 days in Anguilla. 35.9% of tourists spent 1 to 3 days, followed by 14.7% indicating 8 to 15 days, 2.0% for 16 to 22 days and 9.0% staying for 23 or more days.

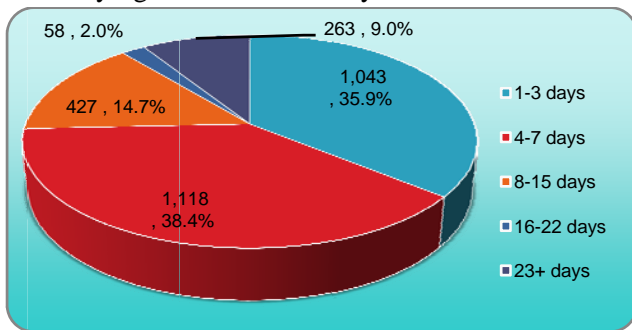


Figure 3: Tourist Arrivals by Length of Stay, October 2012

There were five decreases and five increases in market volumes over their October 2011 figures. The largest decline was reported by "Other Countries with 37.2%,

followed closely with 35.3% and 33.3% for Italy and Germany respectively. The largest increase was reported by Anguilla's neighbouring island St.Maarten, The Dutch West Indies which increase by over twice the amount in October of the previous year with 102.2%.

The U.S.A. which is the largest source market, accounted for 47.2% of arrivals this month saw an 11.5% increase.

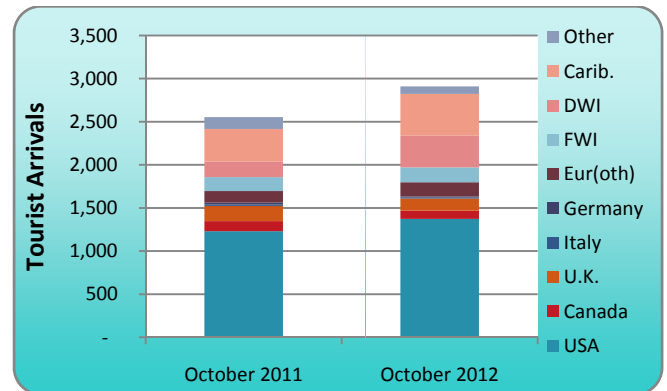


Figure 4: Tourist Arrivals by Country of Residence, October 2011 and 2012

EXCURSIONISTS (Day Trippers)

October 2012 experienced an increase in the number of excursionist arrivals (day trippers) into Anguilla, up 5.0% over October 2011 to 3,092 day trippers.

3,065 (99.1%) of excursionists entered Anguilla via the seaports. 75.6% of which came in at the Blowing Point terminal and 24.4% at the Sandy Ground pier. 0.9% entered at the Clayton J. Lloyd Airport.

Excursionist arrivals from Italy increase 3 times, 200.0%, the previous October figure, from 6 to 18 persons, followed by Germany which doubled with an increase of 100.0%. The largest decrease was reported by French West Indies which decreased by 26.4%. Anguilla's largest source market, U.S.A. reported an increase of 12.0%.



Figure 5: Excursionist Arrivals, October 2008 - 2012

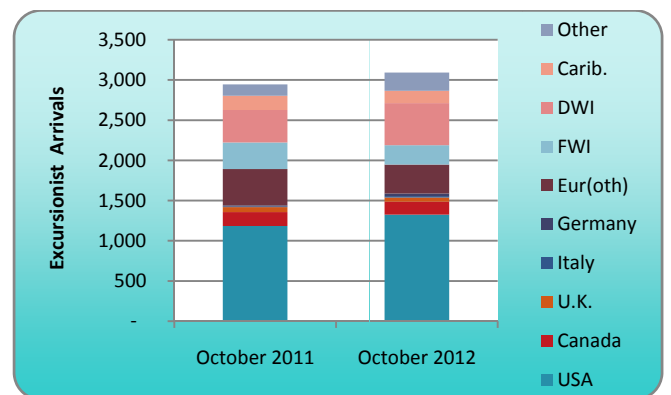


Figure 6: Excursionist Arrivals by Country of Residence, October 2011 and 2012