



# Anguilla Government Statistics Department – September 2007 Tourism Statistics Summary

## OVERVIEW

Anguilla’s visitor arrivals for the month of September, which is consider one of the ‘slow’ months totaled 5,547. This was an 8.6% decrease over the 6,067 arrivals in September 2006. This month’s total was the second largest recorded total for the month of September, with 2006 being the only other September with a higher number of arrival, 6,067, over the past decade.

Of the 5,547 visitors to the island during this month, the majority, 4,864 (87.7%) came for

relaxation while 683 (12.3%) came on business.



## PASSENGER MOVEMENT

Arrivals include Anguillans as well as visitors, entering through the Wallblake Airport, Blowing Point and Sandy Ground Ports. These arrivals totaled 15,532 in September 2007 as compared with 15,229 in September 2006. Of the total arrivals, 80.6% (12,522) of these passengers entered through the Blowing Point port. Passenger arrivals through the Wallblake Airport totaled 2,473 (15.9%) and 537 (3.5%) entered via Sandy Ground port.

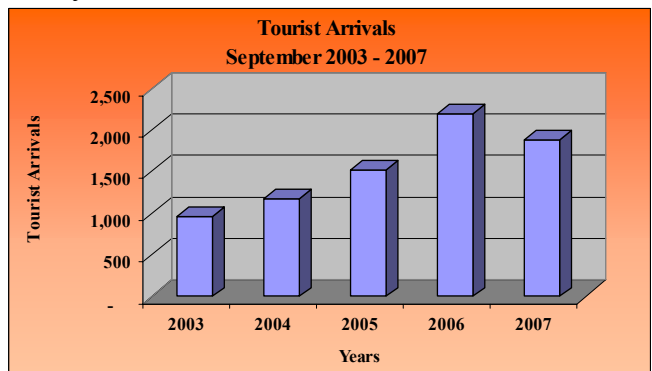
Departures totaled 15,664 during September 2007, where majority of the passengers 12,308 (78.6%) departed through the Blowing Point port compared to 10,916 in September 2006. Departures through the Wallblake Airport were 2,822 (18.0%) compared to 3,164 in September 2006. The Sandy Ground port facilitated 534 (3.4%) departures during this month compared to 811 during September 2006.

## TOURISTS (Stay-Over Visitors)

Tourists accounted for 34.1% of the total number of visitors to Anguilla during September 2007. During this month, arrivals for this type of visitors totaled 1,889 a decreased of 14.0%, over the recorded figure of 2,196 in September 2006. This was the second largest recorded decrease for tourist arrivals for the month of September over the last decade.

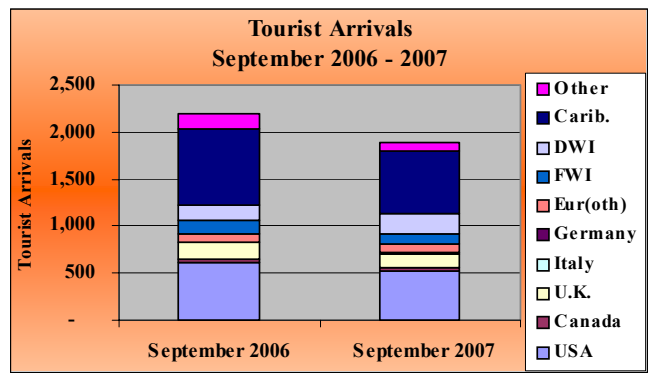
The average intended length of stay for tourists this month was 8.6 days as compared to 8.0 days in September 2006; an increase of 14.4 hours.

The majority, 39.1% of tourists stayed in Anguilla for between 1-3 days. 26.0% stayed for between 4-7 days, 12.7% spent between 8-15 days, while 3.3% spent 16-22 days. 18.9% of the tourists spent 23 days or more on the island.



During September 2007, the majority of the tourists, 35.3%, originated out of the Caribbean, conversely resulting in a decrease of 17.1% over the September 2006 reported figure. The U.S.A was the market from which the second largest number of tourists, 28.0%, originated. This was a 12.6% decline over the corresponding 2006 period.

Arrivals from Germany and Italy both showed increases of 125.0% and 33.3% respectively over their corresponding September 2006 figures.

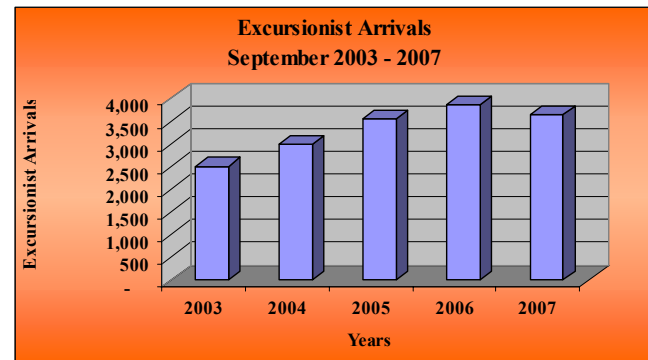


## EXCURSIONISTS (Day Trippers)

Excursionist arrivals for the month of September 2007 totaled 3,658, a decrease of 5.5% over the 3,871 in September 2006.

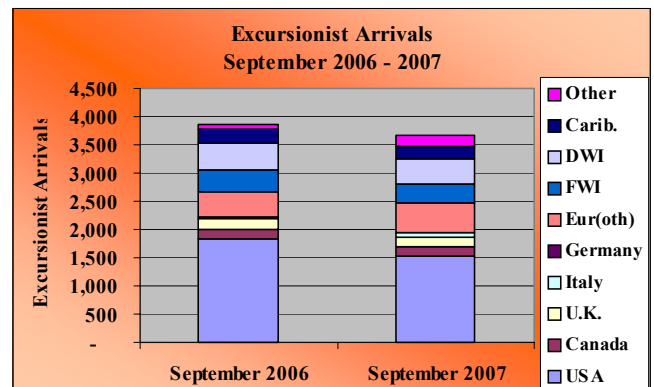
For the month under review, Blowing Point was the main port of entry with 83.3% excursionists using it as the gateway to Anguilla, resulting in a 3.0% increase in this traveler activity through this port over September 2006.

The Wallblake Airport accounted for 77 (2.1%) and Sandy Ground 534 (14.6%) of excursionist arrivals; a decline of 16.3% and 34.9% respectively when compared to their recorded 2006 figure.



Of the 10 categories in which the country of residence is grouped, the United States of America continued to be ranked as the main source market from which Anguilla's excursionists originate. During the period under review, 1,536 of this type of visitors were from the USA. The 'Other Europe' category was the second highest ranked source market where 508 of the 3,658 excursionists originated.

There were increases in excursionist arrivals from 5 of the source markets and declines for 5 markets. 'Italy' was the source market, which experienced the largest increase of 270.6% in September 2007 over the 2006 corresponding figures. Conversely, the 'U.S.A' category experienced the largest decline of 16.5% over its September 2006 figure.



This report along with other Tourism Data, are available at the Government of Anguilla Statistics Department's website: <http://gov.ai/statistics/tourism.htm>

STATISTICS DEPARTMENT – ANGUILLA  
 OLD COURT HOUSE BUILDING  
 P.O.BOX 60  
 THE VALLEY, ANGUILLA  
 BRITISH WEST INDIES  
 Telephone: 1-264-497-5731  
 Fax: 1-264-497-3986  
 Email: [statistics@gov.ai](mailto:statistics@gov.ai)