



Anguilla Government Statistics Department

Tourism Statistics Summary – September 2008

OVERVIEW

Anguilla's visitor arrivals for the month of September 2008 totaled 4,056 visitors, resulting in a 26.9% decline over the corresponding September 2007 figure of 5,547. This month's visitor arrivals figure is recorded as the smallest number of arrivals over the past five years.

Period	2004	2005	2006	2007	2008
Sept	4,165	5,084	6,067	5,547	4,056

Of the 4,056 visitors to the island during this month; the majority, 3,673 (90.6%) of these visitors came to

relax, while 383 (9.4%) came on business.



PASSENGER MOVEMENT

Passenger arrivals include residents of Anguilla as well as visitors entering through the Wallblake Airport, Blowing Point and Sandy Ground Ports. These arrivals totaled 12,676 during September 2008 in comparison with 15,532 in September 2007; a decrease of 18.4%. Of the total arrivals, the majority 83.0% (10,514) through the Blowing Point port. Passenger arrivals through the Wallblake Airport totaled 1,689 (13.3%) and 473 (3.7%) through Sandy Ground port.

Passenger departures totaled 12,904 during September 2008, resulting in a 17.6% decrease over the 15,664 in 2007. The majority of the passengers 10,419 (80.7%) departed through the Blowing Point port compared to the 12,308 departures in September 2007. Departures through the Wallblake Airport were 2,013 (15.6%) compared to 2,822 in 2007. The Sandy Ground port facilitated 472 (3.7%) departures during this month compared to 534 during September 2007.

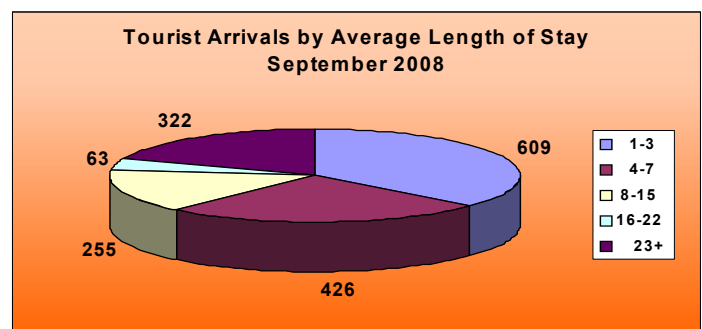
TOURISTS (Stay-Over Visitors)

Tourists accounted for 41.3% of the total number of visitors to Anguilla during September 2008. During this month tourist arrivals totaled 1,675, a decrease of 11.3% over the 1,889 tourists in September 2007. Tourist arrivals during this period were the 3rd largest recorded figure of this type of visitor over the past five years.

Period	2004	2005	2006	2007	2008
Sept	1,178	1,525	2,196	1,889	1,675

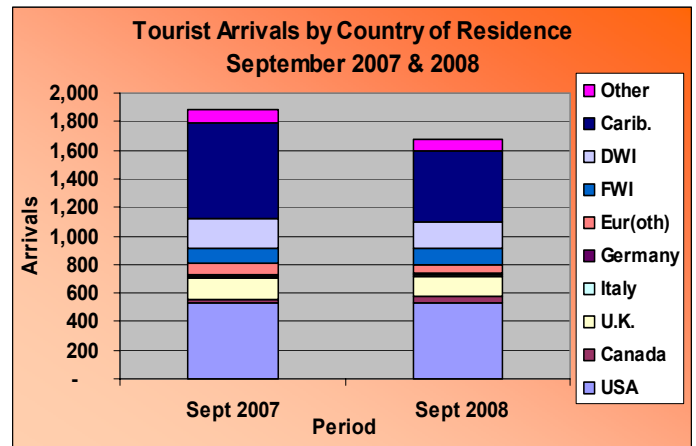
The average length of stay for tourists this month was 9.0 days as compared to 8.6 days in September 2007.

The majority of the tourists (36.4%) intended to stay in Anguilla between 1-3 days. 25.4% spent between 4-7 days, 19.2% stayed 23 days or more, while 15.2% and 3.8% spent 8-15 days and 16-22 days respectively on the island.



The majority of the tourist arrivals 31.9% continue to originate out of the U.S.A, experiencing a small increase of 1.1%. The ‘Caribbean’ was the second largest source market from which tourists originated with 29.7%; experiencing a decline of 25.3% compared to the corresponding 2007 figures.

Arrivals from ‘Canada’ experienced the largest increase after the smallest increase experienced by USA with 1.1%, followed by Italy which experienced no change over its corresponding 2007 figure.



EXCURSIONISTS (Day Trippers)

Excursionist arrivals for the month of September 2008 totaled 2,381, a decrease of 34.9% over the corresponding September 2007 figure. This figure was the smallest recorded figure for September over the past five years.

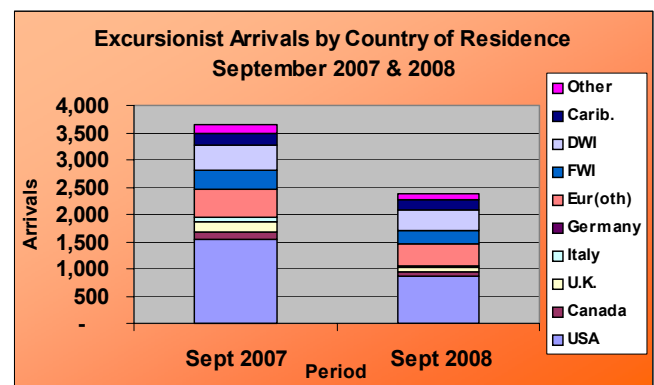
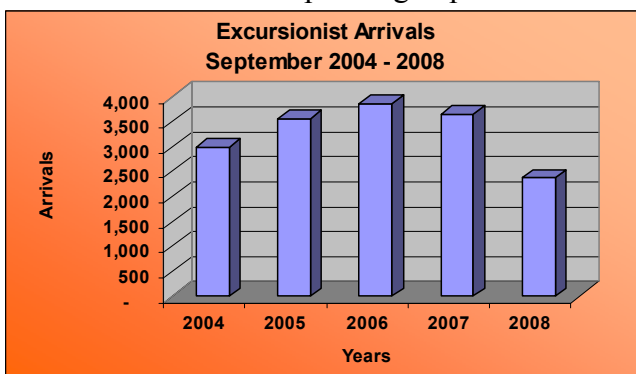
For the month under review, the Blowing Point port was the main port of entry, with 78.4% (1,867) of excursionists using this port as their gateway to Anguilla. This resulted in a 38.7% decline of this type of traveler through this port over the September 2007 figure. The Wallblake Airport accounted for 1.8% and Sandy Ground 19.8%.

Excursionist arrivals through the Wallblake Airport totaled 43; a 44.2% decrease over the 2007 corresponding figure, while The port of Sandy Ground’s facilitated 471 excursionists; a decrease of 11.8% over its corresponding September 2007.

Of the 10 categories in which the country of residence is grouped, the United States of America and ‘Other Europe’ ranked highest, as the main source markets from which Anguilla’s excursionists originated for this month. During the period under review, 859 (36.1%) of this type of visitors were from USA and 400 (16.8%) out of the 2,381 originated out of ‘Other Europe’.

All of the source markets for September 2008 experienced decreases over their September 2007 figure. The ‘Italy’, ‘U.K’ and ‘Canada’ markets were the markets that recorded the largest decreases, of 63.5%, 51.9% and 50.3% respectively over their September 2007 corresponding figures.

The ‘Caribbean’ and the D.W.I. showed the smallest declines over their corresponding September 2007 figures of 12.1% and 17.7% respectively.



This report along with other Tourism Data, are available at the Government of Anguilla Statistics Department’s website:
<http://gov.ai/statistics/tourism.htm>

STATISTICS DEPARTMENT – ANGUILLA
 OLD COURT HOUSE BUILDING
 P.O.BOX 60
 THE VALLEY, ANGUILLA
 BRITISH WEST INDIES
 Telephone: 1-264-497-5731
 Fax: 1-264-497-3986
 Email: statistics@gov.ai