



# Tourism Statistics Summary

## April 2022

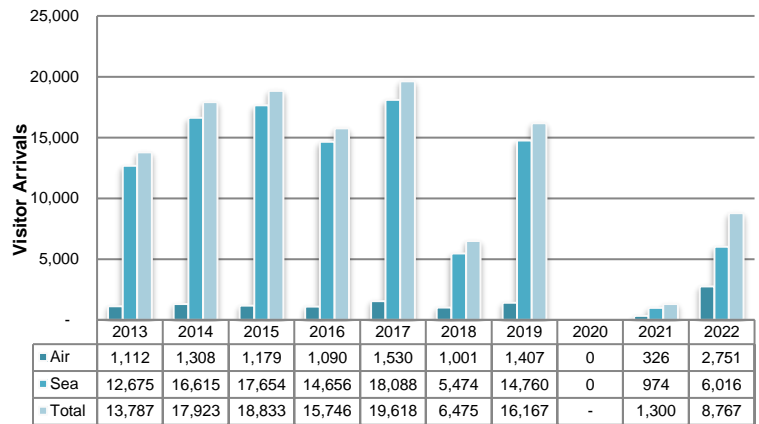
### OVERVIEW

April's 2022 visitor arrivals to the shores of Anguilla numbered 8,767; an almost 7 times increase over its corresponding 2021 figure one year ago of 1,300 people. This figure was ranked the fifth (5<sup>th</sup>) lowest recorded arrivals to Anguilla, after falling to the lowest figures recorded for an 'April' period of '0' and '1,300' for 2020 and 2021 respectively. Both types of visitors; stay-over and day-trippers contributed to the increase in April's 2022 figure.

Anguilla has welcomed 29,779 visitors to the island for the period January to April. This period under review recorded the highest number of visitors to the island during 2022, followed by March with 8,303.

The majority; 98.6% of the visitor arrivals, came with

the intention of vacationing, while 1.4% came with the intention of doing business.



Visitor Arrivals, April 2013- 2022

### PASSENGER MOVEMENT

Passenger arrivals (including both residents and visitors) to Anguilla increased to 12,057 in April 2022 from the corresponding total figure of 1,458 passengers in April 2021.

The seaport saw the highest number of inward movement of passengers with 8,674 (71.9%) of total passengers. The Blowing Point terminal accounted for 8,319 (95.9%) passengers arriving by sea and 355 (4.1%) passengers used the port of Sandy Ground. Passenger arrivals at the Clayton J. Lloyd International Airport totalled 3,383 (28.1%) of total passengers.

Passenger departures recorded an increase to 12,897 compared to the same period in 2021, with 2,418 outbound passengers.

Passenger departures via the seaports of Anguilla numbered 9,245 (71.7%), of which 8,869 (95.9%) left through the Blowing Point terminal and 376 (4.1%) passengers made their exit through the Sandy Ground port. The Clayton J. Lloyd International Airport facilitated 3,652 (28.3%) of the total departures from Anguilla.

### TOURISTS (Stay-Over Visitors)

April's tourist (stay-over visitors) arrivals to Anguilla for 2022 numbered 7,952, over six (6) times the April 2021 figure of 1,296. This type of visitor accounted for 90.7% of total visitors to the island during this period. Despite the visitors total being ranked as the 5<sup>th</sup> lowest figure, tourist arrivals for this period was the 4<sup>th</sup> largest number for this type of visitor for data spanning from 1993 - 2022, with the largest recorded number in 2019 of 9,790 tourists. Anguilla welcomed 26,774 tourists in 2022 for the period,

January – April.

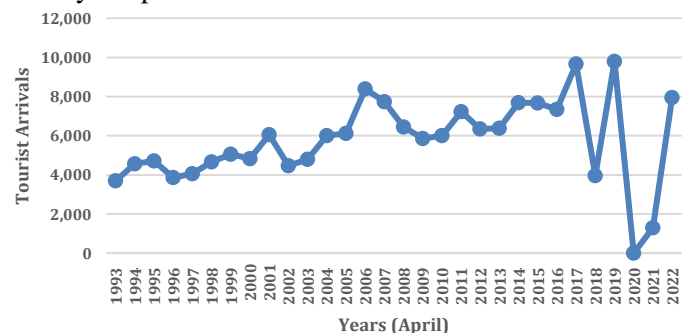


Figure 1: Tourist Arrivals, April 1993–2022

**TOURISTS (Stay-Over Visitors)** *continued*

The average intended length of stay of tourists in Anguilla for the period under review was 6.6 days from 8.3 days in April 2021. More than, half, 62.4% of tourists intended to spend 4-7 days in Anguilla, while 17.8% of tourists planned to stay 1-3 days, followed by 14.6% who stated they intended to stay 8-15 days. The remaining tourists; 3.7% and 1.5% intended to stay 23 or more days. and 16-22 days respectively.

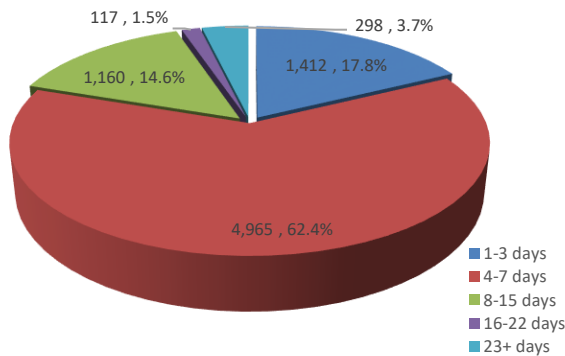


Figure 2: Tourist Arrivals by Length of Stay, April 2022

A review of the source markets for the 7,952 tourists visiting Anguilla during April 2022 showed that the USA source market accounted for 77.6% (6,174) of the tourist arrivals. The ‘Canadian’ market followed with 4.7% (370) of total arrivals, the ‘U.K.’ market with 4.0% (318) and ‘Europe Other’ source market recorded 3.8% (300).

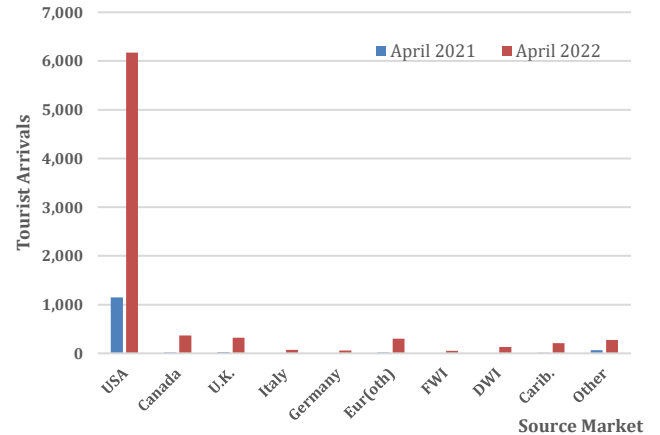


Figure 3: Tourist Arrivals by Source Market, April 2021 and 2022

**EXCURSIONISTS (Day Trippers)**

Excursionist arrivals for the month under review numbered 815, the third (3<sup>rd</sup>) lowest number based on data as far back as 1993. The lowest number of excursionists was recorded in 2020 with zero ‘0’ arrivals followed by 2021 with four (4) arrivals.

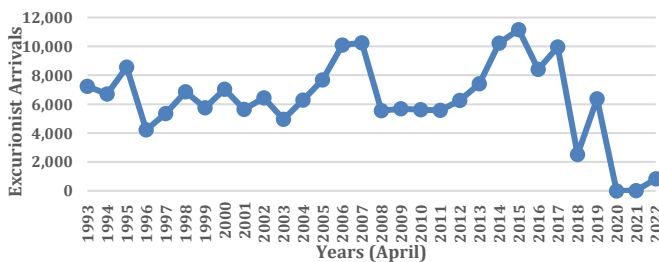


Figure 4: Excursionist Arrivals, April 1993 – 2022

Arrivals of this type of visitor were impacted since the COVID-19 pandemic, as excursionists to Anguilla are usually tourists visiting St. Maarten/St. Martin who travels to Anguilla on a day trip to enjoy our beaches and hospitality. Anguilla implemented precautionary measures to ensure the safety of its inhabitants with mandatory screening and a quarantine period, which

may have inhibited day-trippers from visiting. To date, there were some ease to these restrictions, which may have caused the increase in this type of visitor.

A review of the excursionist arrivals for April 2022 showed that all source markets increased to register 815 arrival over the four (4) arrivals for the corresponding April 2021 figure. The largest number of arrivals originated from the ‘USA’ market with 45.2% of the excursionist market followed by the ‘Other European’ with 25.3%, and both the ‘Dutch West Indies’ and ‘Caribbean’ markets with 7.4% each.

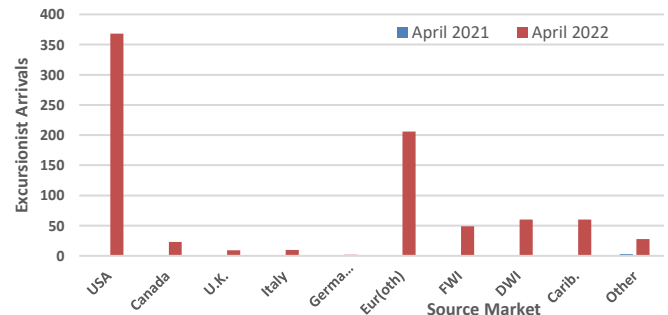


Figure 5: Excursionist Arrivals by Country of Residence, April 2021 and 2022

This report, along with other Tourism Data, is available at the Government of Anguilla Statistics Department’s website:

[http://statistics.gov.ai/StatisticsDept/Tourism2\\_4\\_5](http://statistics.gov.ai/StatisticsDept/Tourism2_4_5)

ANGUILLA STATISTICS DEPARTMENT  
P.O.BOX 60 | THE VALLEY | ANGUILLA  
BRITISH WEST INDIES

Telephone: + (264) 497-5731 | Fax: + (264) 497-3986

Email: [statistics@gov.ai](mailto:statistics@gov.ai)

‘Sound Statistics for Sustainable Development’