



GOVERNMENT OF ANGUILLA
 Anguilla Statistics Department
Tourism Statistics Summary
November 2022

Nov 2021 - 2022
ARRIVAL ANALYSIS
 Visitors: 4,506 – 10,844
 Tourists: 4,501 – 7,196
 Excursionists: 5 – 3,648

OVERVIEW

November 2022 visitor arrivals data showed that 10,844 persons graced Anguilla’s shores; an increase more than doubled the corresponding November 2021 figure of 4,506. This figure was the ninth (9th) highest number of visitors to grace our shores, based on the data spanning from 1993 to present, with 2020 registering the lowest arrivals of 625 and the highest registered in 2006 of 14,010. The increase in visitor arrivals resulted from increases in both types of visitors: tourists and excursionists.

From January – November 2022, Anguilla has welcomed 80,775 visitors, with November, the month being the highest monthly total to date for 2022 and the lowest registered total being recorded in September with 2,725 arrivals.

The majority; 98.9% of the visitor arrivals, came with the intention of vacationing, while 1.1% came with the intention of doing business.

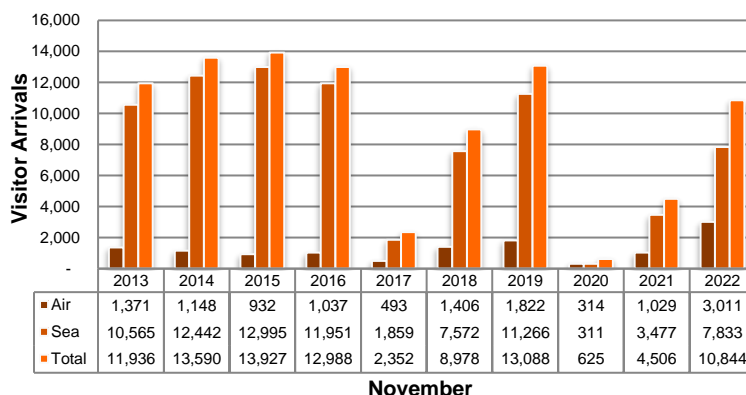


Figure 1: Visitor Arrivals: November 2013 – 2022

PASSENGER MOVEMENT

Passenger arrivals, which include both visitors and residents for November 2022 totaled 15,079; an increase from the 5,298 arrivals for the corresponding November 2021 period.

Anguilla’s inward passenger movement by sea numbered 11,408 (75.7%) of total arrivals; of which 8,956 (78.5%) of the sea passenger arrivals entered via the Blowing Point terminal and 2,452 (21.5%) via the Road Bay port.

Passenger arrivals by air at the Clayton J. Lloyd International Airport accounted for 3,671 (24.3%) of total passenger arrivals.

Passenger departures were lower in comparison to arrivals, registering an increase, moving from 4,740 in November 2021 to 14,859 in November 2022.

Outward passenger movement via sea were higher than inward movement and accounted for 11,422 (76.9%), of which 9,088 (79.6%) passengers exited via the Blowing Point terminal and 2,334 (20.4%) of the departures left via the Road Bay port. However, departures by air were lower compared to arrivals, 3,437 (23.1%) of the total departing passengers left Anguilla through the Clayton J. Lloyd International Airport.

TOURISTS (Stay-Over Visitors)

Tourists (stay-over visitors) to Anguilla for the month of November 2022 totaled 7,196; an increase of 59.9% over its corresponding 2021 figure of 4,501 arrivals. This figure under review is ranked the second highest for tourist arrivals during this period, when reviewing data available spanning from 1993 – 2022. The highest recorded figure for any November period available was registered in 2019 with 7,603, the year before COVID was declared a world pandemic in 2020. For the period January to November 2022, Anguilla welcomed 64,596 tourists with November registered the fourth highest monthly figure and the highest being registered in April with 7,952.

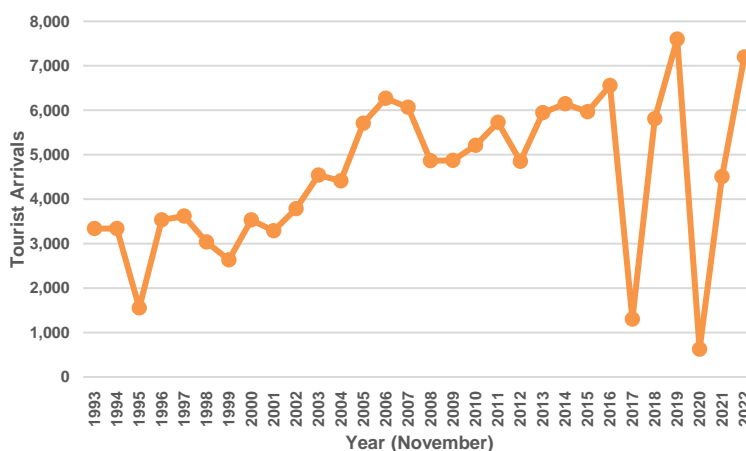


Figure 2: Tourist Arrivals, November 1993 – 2022

Tourists (Stay-Over Visitors) *continued*

The intended average length of stay of tourists decreased to 6.9 days from the 7.4 days in November 2021. During this period under review, the majority of this type of visitor arrivals, 56.7% intended to stay for 4 to 7 days, while 21.1% of tourists planned to stay for 1 to 3 days, followed by 14.6% whom intended to stay for 8 to 15 days. The remaining tourist, 5.6% and 2.0% intended to stay between 23 and more days and 16 to 22 days respectively.

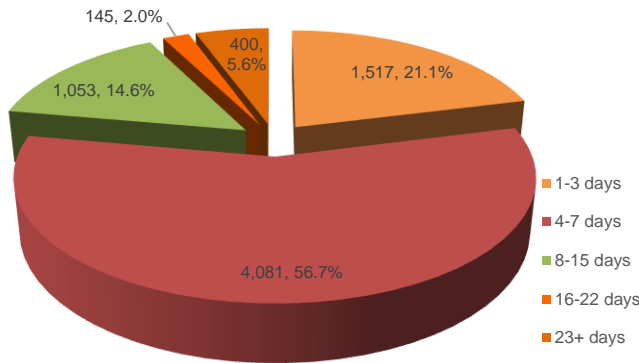


Figure 3: Tourist Arrivals by intended Length of Stay, November 2022

A review of the ten (10) source markets from which the 7,196 tourists to Anguilla originated, showed that all source markets contributed to this figure. Anguilla’s main tourist market, the USA, accounted for the majority of tourists, with a 74.6% (5,367) share of the tourism market, followed by the ‘Canadian’ market which accounted for a share of 5.1% (370) and the ‘Caribbean’ with 4.8% (342) of the tourist market.

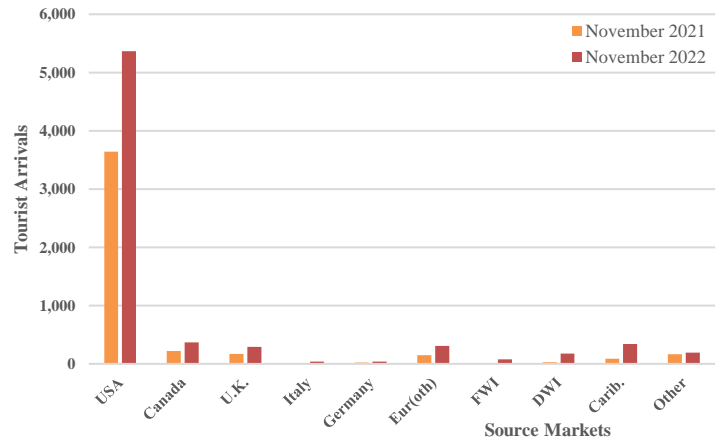


Figure 4: Tourist Arrivals by Country of Residence, November 2021 & 2022

EXCURSIONISTS (Day Trippers)

For November 2022, this month under review, there were 3,648 excursionist arrivals, in comparison to one year ago, when five (5) excursionist arrivals were recorded in the corresponding 2021 period. For data available spanning from 1993 to 2022, this period’s figure ranked the eighth lowest. The lowest figure for excursionists was registered in 2020 with one (1), followed by the second lowest of five (5) arrivals recorded in 2021.

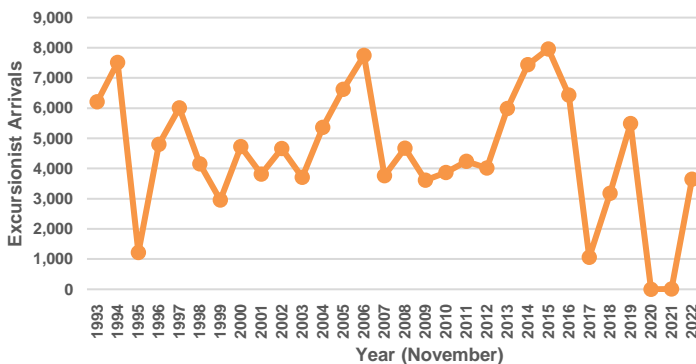


Figure 5: Excursionist Arrivals, November 1993 – 2022

A review of the excursionist arrivals for November 2022 showed that all source markets contributed to the 3,648 arrivals. Excursionists from the ‘USA’ contributed the most to this figure with 56.2% (2,050), followed by the ‘Other European’ market with 18.6% (679) and the ‘Canada’ with 7.6% (279).

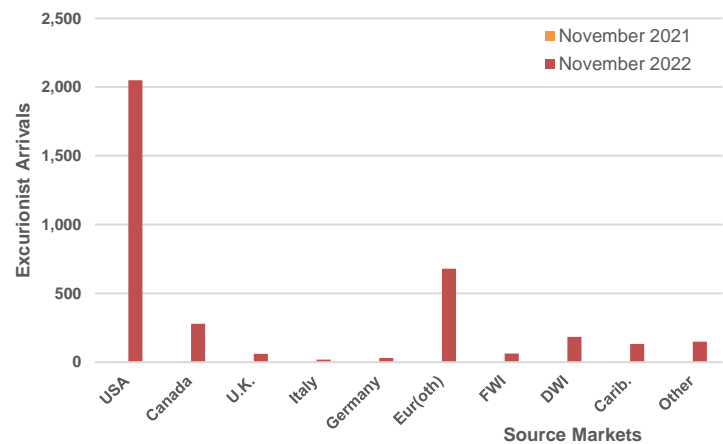


Figure 6: Excursionist Arrivals by Country of Residence, November 2021 & 2022

This report, along with other Tourism Data, is available at the Government of Anguilla Statistics Department’s website:

http://statistics.gov.ai/StatisticsDept/Tourism2_4_5

ANGUILLA STATISTICS DEPARTMENT
P.O.BOX 60 | THE VALLEY | ANGUILLA
BRITISH WEST INDIES

Telephone: + (264) 497-5731 | Fax: + (264) 497-3986

Email: statistics@gov.ai

‘Sound Statistics for Sustainable Development’