



GOVERNMENT OF ANGUILLA
 Anguilla Statistics Department
Tourism Statistics Summary
March 2023

March 2023/2022
ARRIVAL ANALYSIS

Visitors - 8,303 - 16,814

Tourists – 7,451 - 11,335

Excursionists – 852 - 5,479

OVERVIEW

March's 2023 visitor arrivals data showed that 16,814 visitors graced Anguilla's shores, an increase of more than two times its corresponding figure of 8,303 in 2022. Over the past 31 years for which there is data for any March period, March 2023 registered the ninth highest number of visitors and March 2015 the highest number with 20,989 visitors.

The increase in visitor arrivals for this period under review was positively impacted by the arrivals from both types of visitors; tourists (stay-overs) and excursionists (day-trippers). This month, specifically March 20, 2023, marks three-year anniversary since the pandemic, which required Anguilla to close its borders to mitigate the spread of the virus.

As March marks the end of the first quarter for 2023, a

total of 50,884 visitors graced the shores of Anguilla for this quarter.

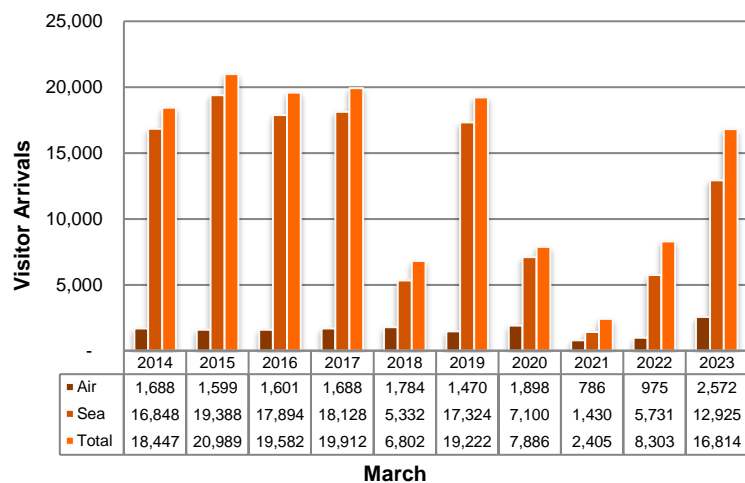


Figure 1: Visitor Arrivals: March 2014 – 2023

PASSENGER MOVEMENT

Passenger arrivals, which include both visitors and residents for this period under review, increased from 10,526 in 2022 to 22,579 in 2023.

Anguilla's inward passenger movement by sea numbered 18,054 (80.0%) of arrivals; of which, 13,681 (75.8%) of sea passenger arrivals entered at the Blowing Point terminal and 4,373 passengers (24.2%) arrived at the Sandy Ground terminal. Passenger arrivals by air to the Clayton J. Lloyd International Airport accounted for 4,525 (20.0%) of total passenger arrivals.

Departing passengers in March recorded an increase from 10,701 in 2022 to 22,820 in 2023.

Of the three ports of exit, the two seaports cumulatively accounted for 18,214 (79.8%), of all departures, of which, the Blowing Point terminal facilitated the movement of 13,871 (76.2%) passengers and Sandy Ground 4,343 (23.8%) passengers.

By air, 4,606 (20.2%) of total passengers departing Anguilla exited through the Clayton J. Lloyd International Airport.

TOURISTS (Stay-Over Visitors)

Tourists (stay-over visitors) to Anguilla for the month of March 2023 totaled 11,335, an increase of 52.1% when compared to its corresponding 2022 figure of 7,451. For data as far back as 1993, tourist arrivals in March 2023 ranked second (2nd), with the highest recorded number of visitors (11,940) recorded in 2019.

Tourist arrivals to date, January to March, which is the 1st quarter of 2023, totaled 32,202. March recorded the most tourists within this quarter, followed by January and February with 10,444 and 10,423 arrivals respectively.

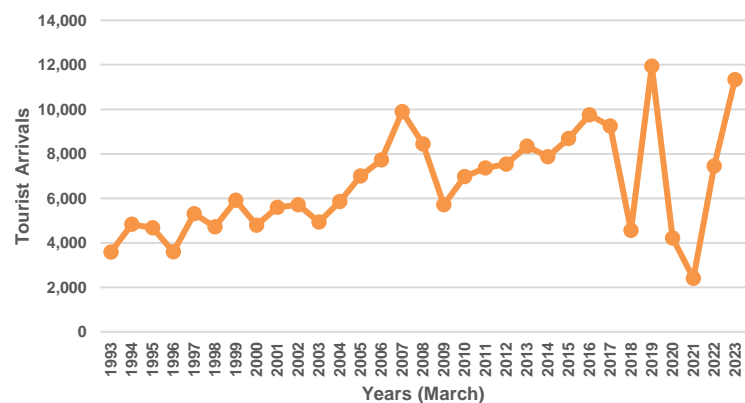


Figure 2: Tourist Arrivals, March 1993 - 2023

Tourists (Stay-Over Visitors) *continued*

The intended average length of stay of tourists decreased to 6.3 days from the 7.5 days in March 2022. The majority of tourist arrivals, more than half, 51.0% intended to stay for 4 to 7 days, followed by 29.1% of whom intended to stay for between 1 to 3 days, 14.1% intended to stay for 8 to 15 days, 4.3% intended to stay for 23 or more days, and 1.6% indicated 16 to 22 days.

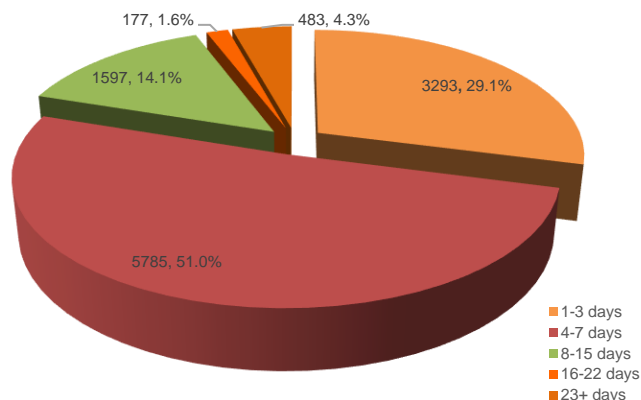


Figure 3: Tourist Arrivals by intended Length of Stay, March 2023

A review of the ten (10) source markets from which tourists to Anguilla originate showed that all of the source markets contributed to this monthly increase. The largest number of arrivals was recorded from Anguilla’s main source market the ‘USA’, with a 72.7% share of the tourist market, followed by the ‘Canadian’ markets with 6.5%, the ‘UK’ with 5.2% and ‘Other Europe’ with 5.0%.

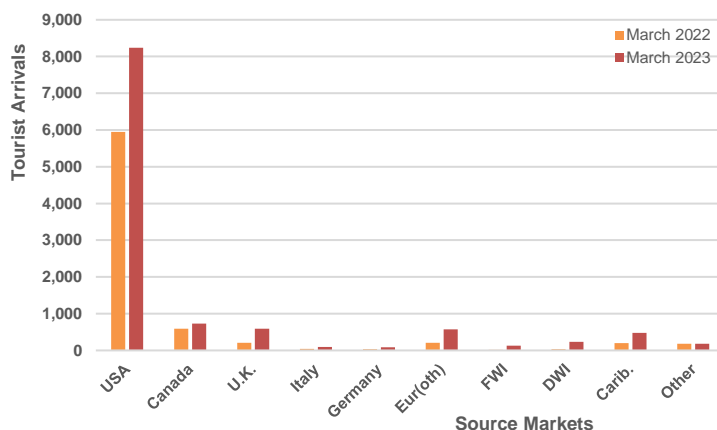


Figure 4: Tourist Arrivals by Country of Residence, March 2022 & 2023

EXCURSIONISTS (Day Trippers)

Excursionist arrivals for this period under review March 2023 recorded 5,479 arrivals, an increase of more than six times its corresponding figure of 852 arrivals in March 2022. This type of visitor to Anguilla is usually a tourist visiting St. Maarten/St. Martin who travels to Anguilla on a day trip to enjoy our beaches and hospitality for a day.

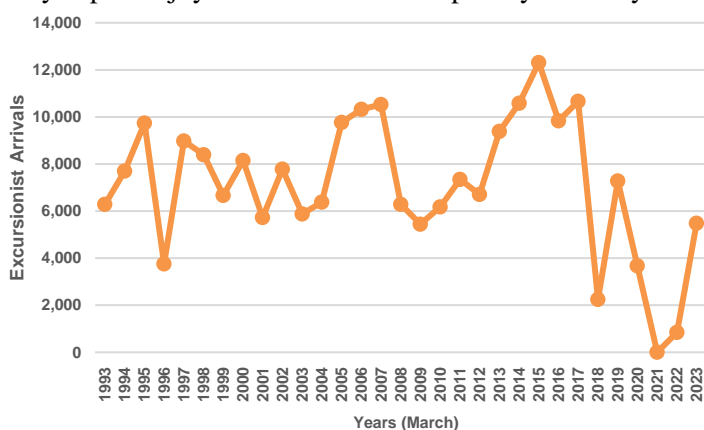


Figure 5: Excursionist Arrivals, March 1993 - 2023

A review of March 2023 data showed that all source markets contributed to the 5,479 excursionists. The largest percentage of excursionist arrivals during this period under review originated from the ‘USA’ 51.2% followed by ‘Other European’ countries with 15.8% and the ‘Canadian’ markets with 11.0%.

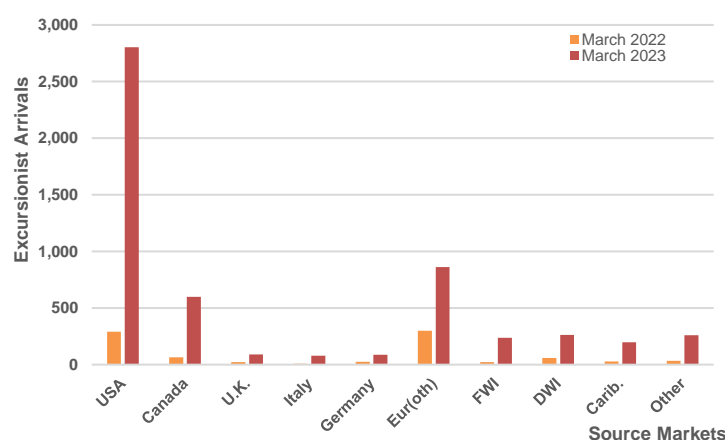


Figure 6: Excursionist Arrivals by Country of Residence, March 2022 & 2023

This report, along with other Tourism Data, is available at the Government of Anguilla Statistics Department’s website: http://statistics.gov.ai/StatisticsDept/Tourism2_4_5