



GOVERNMENT OF ANGUILLA
 Anguilla Statistics Department
Tourism Statistics Summary
May 2024

May 2024/23
ARRIVAL ANALYSIS
 Visitors: ↑ 52.9%
 Tourists: ↑ 28.6%
 Excursionists: ↑ 100.2%

OVERVIEW

May's 2024 visitor arrivals data showed that 18,116 visitors graced Anguilla's shores; an increase of 52.9% over its corresponding May 2023 figure of 11,850. This figure under review is recorded as the highest number of visitors for any May period to Anguilla for the past 32 years. The 2nd highest total arrivals with 14,339 arrivals was recorded in 2017. Anguilla welcomed 98,052 visitors for the year 2024 thus far.

The increase in visitor arrivals for this period under review was positively impacted by the arrivals from both types of visitors; tourists (stay-overs) and excursionists (day-trippers).

The majority (98.9%) of the visitors during this period

came with the intention of vacationing, while 1.1% came for business.

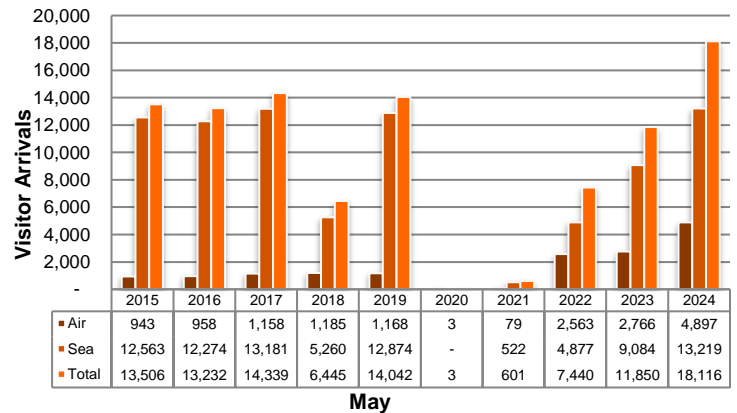


Figure 1: Visitor Arrivals, May 2015 – 2024

PASSENGER MOVEMENT

Passenger arrivals, which include both visitors and residents for May 2024, increased by 37.0% to 24,648 compared with the 17,993 arrivals in May 2023.

Anguilla's inward passenger movement by sea totalled 18,911 (76.7%) of total passenger arrivals. The Blowing Point terminal welcomed 14,991 passenger arrivals, 79.3% of those who came by sea and the remainder 3,920 (20.7%) arrived at the Sandy Ground terminal. Passenger arrivals by air into the Clayton J. Lloyd International Airport accounted for 5,737 (23.3%) of total passenger arrivals.

Departing passenger numbers recorded an increase of 34.4% over the March 2023 figure of 17,805 to 23,923 in March 2024.

Of the three ports of exit, the two seaports cumulatively accounted for 18,508 (77.4%) of all departures, with the Blowing Point terminal facilitating the movement of 14,603 (78.9%) and Sandy Ground 3,905 (21.1%) passengers.

By air, 5,415 (22.6%) of total passengers departing Anguilla exited through the Clayton J. Lloyd International Airport.

TOURISTS (Stay-Over Visitors)

Tourists (stay-over visitors) to Anguilla for May 2024 totalled 10,068, an increase of 28.6% over the corresponding 2023 figure of 7,830. This monthly increase was recorded as the largest increase in percentage terms for the 2024. In this period under review, tourist arrivals represented the larger share of visitors with 55.6% of total visitors to Anguilla.

Reviewing data as far back as 1993, tourist arrivals for May 2024 outperformed any May period, with the highest number of tourists, followed by May in 2019 with 8,166. Of this type of visitor Anguilla welcomed 57,165 arrivals for 2024 thus far.

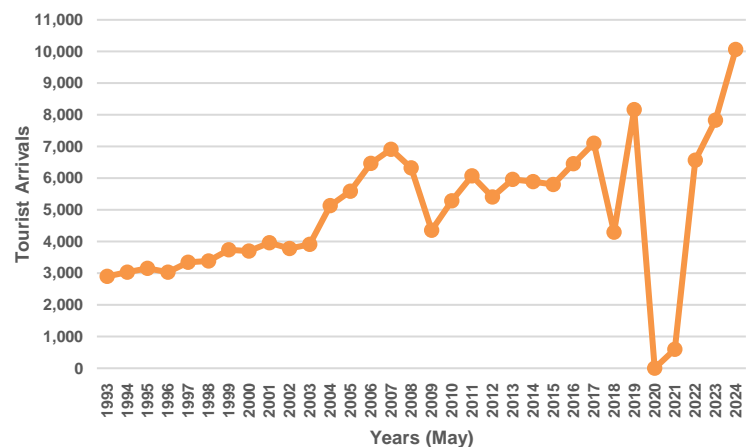


Figure 2: Tourist Arrivals, May 1993 – 2024

Tourists (Stay-Over Visitors) *continued*

The intended average length of stay of tourists for May 2024 decreased to 6.0 days from the 6.3 days in May 2023. The majority of tourist arrivals with more than half (53.0%) of the arrivals intended to stay for 4 to 7 days, followed by 31.2% of whom intended to stay for 1 to 3 days, 10.2% intended to stay for 8 to 15 days, 4.7% for 23 or more days, and 1.0% indicated 16 to 22 days.

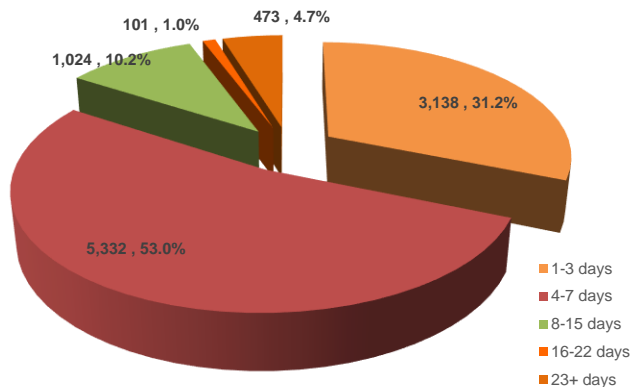


Figure 3: Tourist Arrivals by Intended Length of Stay, May 2024

A review of the ten (10) source markets from which the 10,068 tourists to Anguilla originated, showed that eight (8) of the source markets registering increases with two (2) reporting declines. The largest contributing number of arrivals recorded was from Anguilla’s main source market the ‘USA’, with a 73.5% (7,404) share of the total tourist markets. The ‘Caribbean’ and ‘Other’ source markets followed with 7.0% (707) and 3.7% (375) respectively. The source markets that had the opposite effect on this increase in tourists were the ‘Italian’ and ‘Other European’ markets with -34.3% and -20.2% respectively.

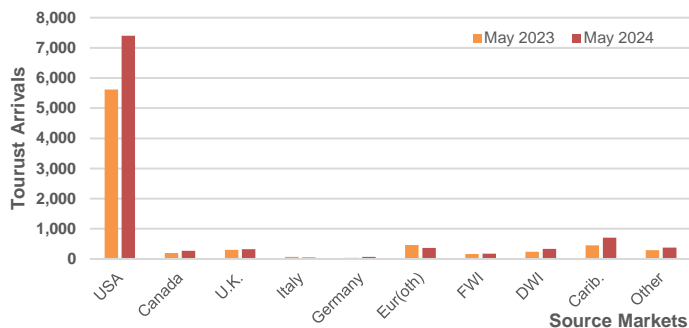


Figure 4: Tourist Arrivals by Country of Residence, May 2023 & 2024

EXCURSIONISTS (Day Trippers)

Excursionist arrivals for this period under review, May 2024 totaled 8,048, more than doubled its corresponding May 2023 figure of 4,020 arrivals. May 2024 recorded the highest May excursionist arrivals figure for any May period within the past 32 years for which there is data. The second highest May figure was recorded 10 years ago in the year 2014 with 7,715 arrivals. This type of visitor accounted for 44.4% of total visitors to the island during this period.

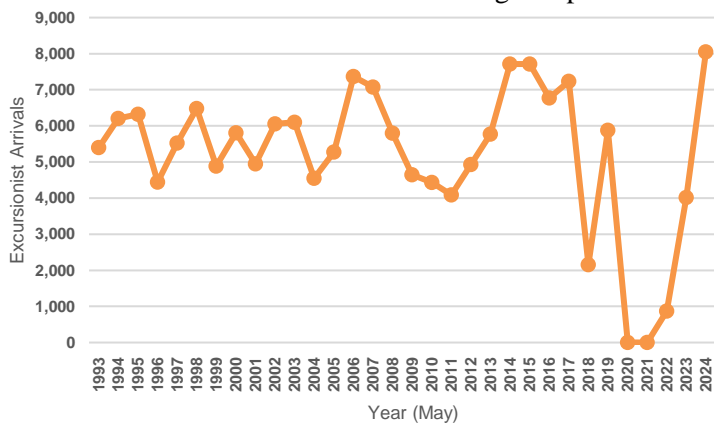


Figure 5: Excursionist Arrivals, May 1993 - 2024

A review of data for this type of visitor showed that all ten (10) source markets contributed to this overall increase. The largest percentage share of excursionist arrivals, during this period under review, originated out of the ‘USA’ with 68.2% (5,490) of these arrivals, followed by the ‘Other European’, ‘Dutch West Indies’ and ‘Canadian’ markets with 8.1% (654), 5.8% (464) and 5.7% (457) respectively. The ‘USA’ and ‘Canadian’ markets were the only markets to record figures that more than doubled their corresponding 2023 figures.

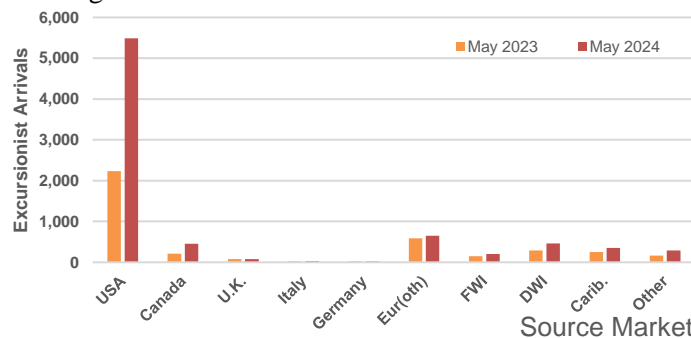


Figure 6: Excursionist Arrivals by Country of Residence, May 2023 & 2024

This report, along with other Tourism Data, is available at the Government of Anguilla Statistics Department’s website: http://statistics.gov.ai/StatisticsDept/Tourism2_4_5