



GOVERNMENT OF ANGUILLA  
 Anguilla Statistics Department  
**Tourism Statistics Summary**  
**September 2024**

September 2024/23  
**ARRIVAL ANALYSIS**

Visitors: ↑53.1%

Tourists: ↑15.7%

Excursionists: ↑73.8%

## OVERVIEW

September's 2024 visitor arrivals data showed that 6,690 visitors graced Anguilla's shores; an increase of 53.1% over its corresponding September 2023 figure of 4,371. Historically, September is the month that registers the least number of arrivals compared to the other months, this September recorded the highest number of arrivals for any September period to Anguilla for the past 32 years. The second highest total was record in 1994 of 6,398 arrivals, followed by the third highest in 2006 of 6,067 arrivals. Anguilla has welcomed 157,269 visitors for three quarters of the year 2024.

The increase in visitor arrivals for this period under review was positively impacted by the arrivals from both types of visitors; tourists (stay-overs) and excursionists (day-trippers).

The majority (97.9%) of the visitors during this period came with the intention of vacationing, while 2.1% came for business.

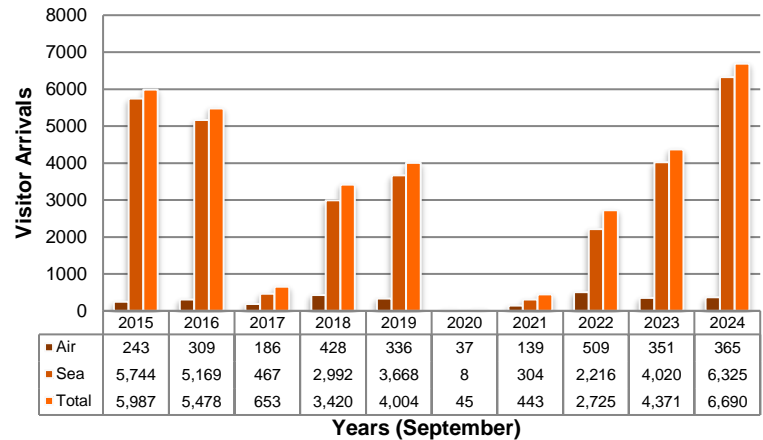


Figure 1: Visitor Arrivals, September 2015 – 2024

## PASSENGER MOVEMENT

Passenger arrivals, which include both visitors and residents for September 2024, increased by 27.9% to 13,155 from the 10,283 arrivals in September 2023.

Anguilla's inward passenger movement by sea totalled 12,081 (91.8%) of total passenger arrivals. The Blowing Point terminal welcomed 9,934 (82.2%) of the passenger arrivals who came by sea and the remainder 2,147 (17.8%) arrived at the Sandy Ground terminal. Passenger arrivals by air into the Clayton J. Lloyd International Airport accounted for 1,074 (8.2%) of total passenger arrivals.

Departing passenger numbers recorded an increase of 27.7% over the September 2023 figure of 9,917 to 12,667 in September 2024.

Of the three ports of exit, the two seaports cumulatively accounted for 11,757 (92.8%) of all departures, with the Blowing Point terminal facilitating the movement of 9,578 (81.5%) and Sandy Ground 2,179 (18.5%) passengers.

By air, 910 (7.2%) of total passengers departing Anguilla exited through the Clayton J. Lloyd International Airport.

## TOURISTS (Stay-Over Visitors)

Tourists (stay-over visitors) to Anguilla for September 2024 totalled 1,806, an increase of 15.7% over the corresponding 2023 figure of 1,561. A review of the data as far back as 1993, shows tourist arrivals for September 2024 ranked the 4<sup>th</sup> highest for any September period, with the highest number of tourists recorded in 2006 with 2,196, followed by 1,889 and 1,812 arrivals in years, 2007 and 2018 respectively.

This tourist arrival figure under review represented the smaller share of Anguilla's total visitors with 27.0%.

Anguilla welcomed 85,360 of this type of visitor for 2024 thus far.

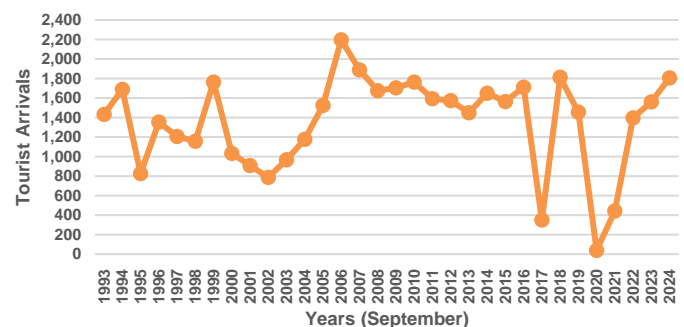


Figure 2: Tourist Arrivals, September 1993 – 2024

## Tourists (Stay-Over Visitors) *continued*

The intended average length of stay of tourists for September 2024 decreased to 9.5 days from the 9.9 days in September 2023. The majority of tourist arrivals, 40.6% intended to stay for 1 to 3 days, followed by 27.0% of whom intended to stay for 23 or more days, 22.9% intended to stay for 4 to 7 days, 7.8% intended to stay for 8 to 15 days, and 1.7% indicated 16 to 22 days.

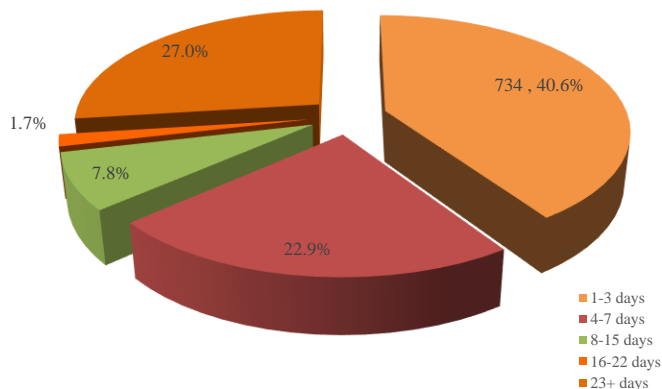


Figure 3: Tourist Arrivals by Intended Length of Stay, September 2024

A review of the ten (10) source markets from which the 1,806 tourists to Anguilla originated, showed, eight (8) of the source markets registered increases while two (2) reported declines. The largest contributing number of arrivals recorded was from Anguilla’s main source market the ‘USA’, with a 29.7% (536) share of the total tourist arrivals. The ‘Caribbean’ and ‘Dutch West Indies’ source markets followed with 26.1% (471) and 10.7% (193) share respectively. The source markets that had the opposite effect on this increase in tourists were the ‘U.K’ and ‘Germany’ markets with -4.3% and -33.3% respectively.

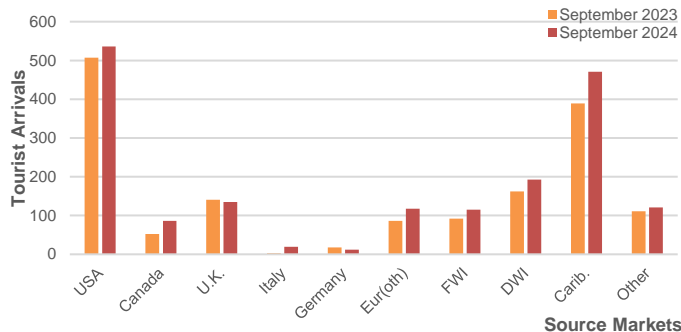


Figure 4: Tourist Arrivals by Country of Residence, September 2023 & 2024

## EXCURSIONISTS (Day Trippers)

Excursionist arrivals for this period under review, September 2024 totaled 4,884, an increase of 73.8% over the corresponding September 2023 figure of 2,810 arrivals. September 2024 recorded the highest September excursionist arrivals figure for any September period within the past 32 years for which there is data. The second highest September figure was recorded in the year 1994 with 4,168 arrivals. This type of visitor accounted for 73.0% of total visitors to the island during this period.

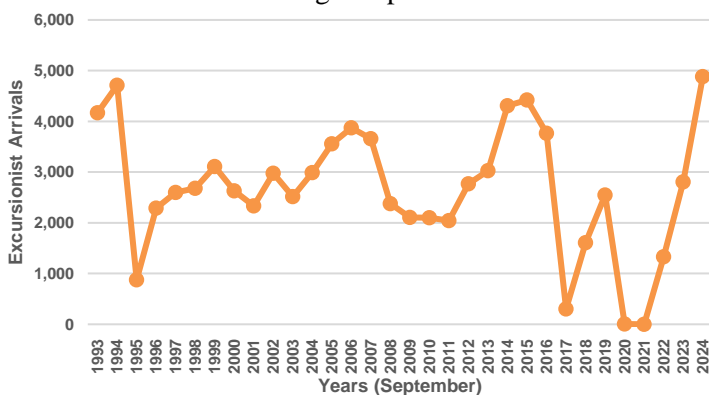


Figure 5: Excursionist Arrivals, September 1993 - 2024

A review of data for this type of visitor showed that six (6) source markets contributed to this overall increase. The largest percentage share of excursionist arrivals, during this period under review, originated out of the ‘USA’ with 65.8% (3,216) of these arrivals, followed by the ‘Other European’ and ‘Caribbean’ markets with respective shares of 11.0% (536) and 6.9% (388). The ‘German’, ‘UK’, ‘Italian’, and ‘French West Indies’ markets were the markets to record declines over their corresponding 2023 figures with 44.4%, 32.7%, 14.3% and 0.8% respectively.

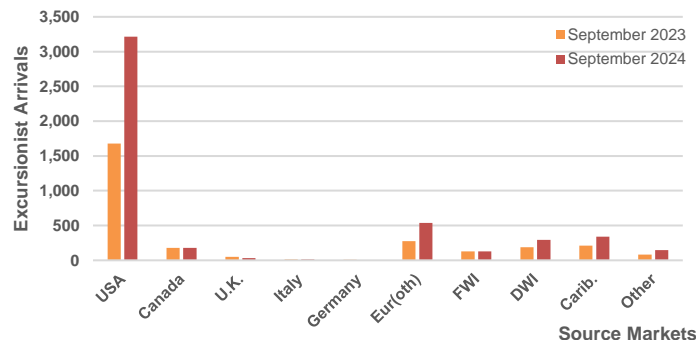


Figure 6: Excursionist Arrivals by Country of Residence, September 2023 & 2024

This report, along with other Tourism Data, is available at the Government of Anguilla Statistics Department’s website: [http://statistics.gov.ai/StatisticsDept/Tourism2\\_4\\_5](http://statistics.gov.ai/StatisticsDept/Tourism2_4_5)