



Tourism Statistics Summary – April 2013

OVERVIEW

International visitor arrivals for both tourists and excursionists for April 2013 increased 9.5% compared to the same period last year, with arrivals totalling 13,787 visitors. This month's visitor arrivals show a deceleration in the rate of arrivals as it comes to the end of the high season compared to earlier months; February and March with 10.1% and 24.5% respectively.

Tourist arrivals this period were up 0.6% and excursionist arrivals 18.4% when compared with April 2012.

Business travellers accounted for 1.6% of arrivals and the remaining 98.4% were those who came on vacation.

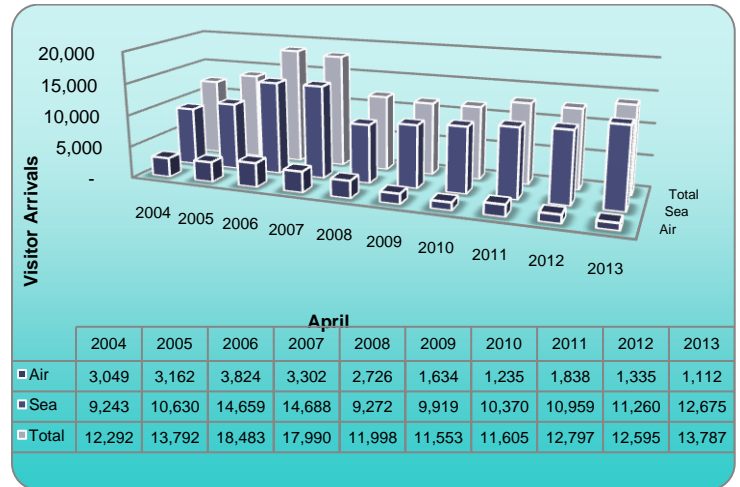


Figure 1: Visitor Arrivals, April 2004-2013

PASSENGER MOVEMENT

Passenger arrivals (including both residents and visitors) were up 4.9% from the April's 2012 figure, to 21,093 passengers for April 2013.

Arrivals at the seaports saw inward passengers of 19,361 (91.8%). Of which, 17,328 passengers (89.5%) entered at the Blowing Point terminal and 2,033 (10.5%) arrived at the Sandy Ground port. 1,732 (8.2%) passengers came into Anguilla via the Clayton J. Lloyd International Airport.

Passenger departures for the period decreased 6.9% relative to the same period in 2012, to 22,128 outbound passengers.

Passengers departed Anguilla via the seaports represented 91.0% of departures, of which 18,273 passengers (90.7%) left through the Blowing Point terminal and 1,868 passengers (9.3%) made their exit from the Sandy Ground port. The Clayton J. Lloyd International Airport facilitated 9.0% (1,987) of the departures from Anguilla.

TOURIST (Stay- Over Visitors)

April's tourists or stay over visitor arrivals to Anguilla was up 0.6% from the same period 2012 with 6,386 arrivals.

Anguilla's tourist arrivals by sea held a share of 83.1% and 16.9% by air. Tourist this period over the same period in 2012 for air arrivals were down by 16.4% and up 5.0% for sea arrivals.

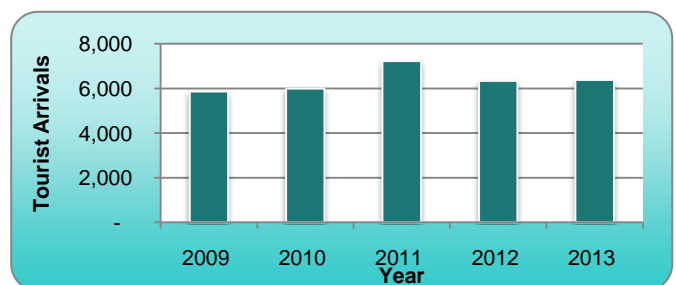


Figure 2: Tourist Arrivals, April 2009-2013

TOURIST (Stay- Over Visitors) *continued*

The average intended length of stay of tourists in Anguilla for April 2013 was 6.5 days down from 6.9 days for the same period last year. The largest slice of tourists, representing more than half (54.4%) spent 4-7 days in Anguilla. 24.1% of tourists wished to spend 1-3 days, followed by 16.2% indicating 8-15 days, 1.3% for 16-22 and 4.0% stayed for 23 or more days.

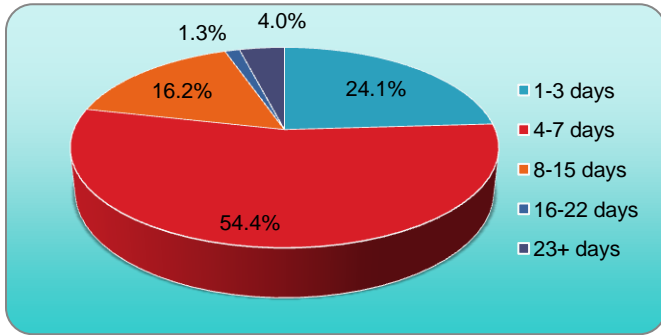


Figure 3: Tourist Arrivals by Length of Stay, April 2013

Anguilla source markets for tourists showed increases within 5 and declines within the other 5 markets, with the largest increase occurred in the ‘Other’ countries market of 33.3% followed by the Italian market with 19.4%. The largest decline was experienced by the ‘French West Indies’ source markets with a decline of 39.1% followed by 19.6% in the German market.

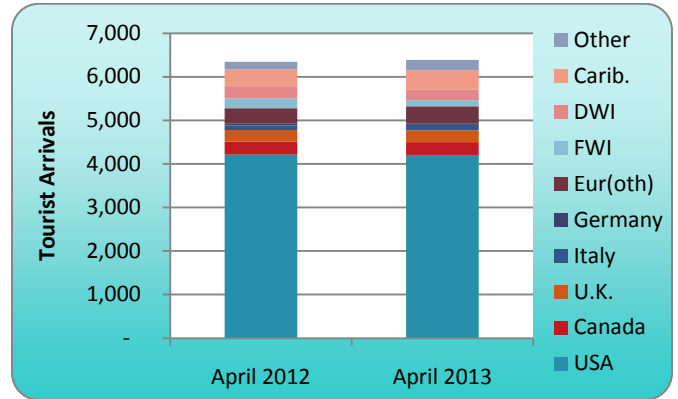


Figure 4: Tourist Arrivals by Country of Residence, April 2012 and 2013

EXCURSIONIST (Day Trippers)

Excursionist arrivals for the month of April 2013 recorded more arrivals over the same period in 2012. Records showed an 18.4% increase to 7,401 day trippers. 99.6% of excursionists entered Anguilla at the seaports, of which 72.7% came in at the Blowing Point terminal and 27.3% at Sandy Ground. 0.4% entered at the Clayton J. Lloyd Airport.

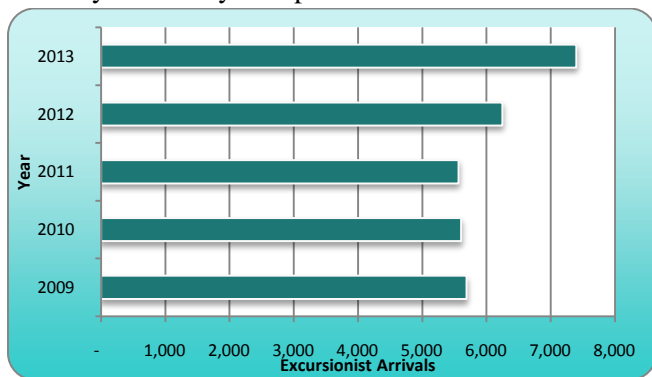


Figure 5: Excursionist Arrivals, April 2009–2013

Day trippers to Anguilla showed growth in five of the

markets for the period. The largest increase of 67.2% was by UK residents, by followed by 45.9% from the Canadian source markets this month. The largest decline came from the French West Indies market with 34.1% followed by the German market of 32.3% and the ‘Other’ countries market remained unchanged.

Anguilla major source market the USA market which holds a share of 52.6% of this excursionists’ market showed an increase of 37.1% over the period 2012.

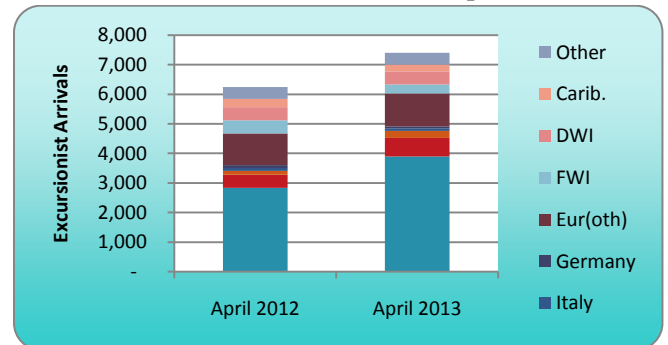


Figure 6: Excursionist Arrivals by Country of Residence, April 2012 and 2013

This report, along with other Tourism Data, is available at the Government of Anguilla Statistics Department’s website: <http://gov.ai/statistics/tourism.htm>

ANGUILLA STATISTICS DEPARTMENT
 OLD COURT HOUSE BUILDING
 P.O.BOX 60 | THE VALLEY | ANGUILLA
 BRITISH WEST INDIES
 Telephone: +(264) 497-5731 | Fax: +(264) 497-3986
 Email: statistics@gov.ai