



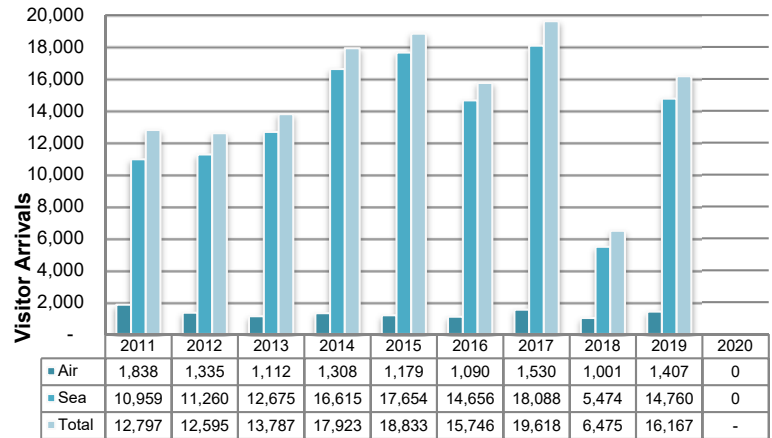
Tourism Statistics Summary

April 2020

OVERVIEW

April's visitor arrivals for 2020 to Anguilla have come to a halt, with no visitors gracing our shores. This is entirely due to the COVID-19 global pandemic, which has negatively impacted economies all over the world with countries having to close their borders and/or limit international travel to mitigate the spread of the virus.

Anguilla specifically closed its border on March 20, 2020 and remained closed throughout the month of April. The previous month's data - March, showed a decline of 59.0% decline in arrivals, which may have been as a result of COVID-19, after showing an increase of for February 2020 of 5.2%, over their 2019 corresponding figures.



Visitor Arrivals, April 2011 - 2020

PASSENGER MOVEMENT

Passenger arrivals (including both residents and visitors) recorded a decline of 99.9%; down to 14 passengers from April's 2019 figure of 23,842 passengers. This was due to the limited international movement as well as the closure of the ports, including Anguilla's main transit port St. Martin/St. Maarten.

Anguilla's inward passenger movement by sea totalled 7 (50.0%) passengers; of which the Blowing Point terminal accounted for 1 (14.3%) and the port at Sandy Ground accounted for 6 (85.7%). Passenger arrivals at the Clayton J. Lloyd International Airport totalled 7 (50.0%) of total passengers.

Passenger departures recorded a decrease of 98.9% relative to the same period in 2019, with 275 outbound passengers, compared to the recorded 24,706 in April 2019. These passengers may have been made up of visitors who remained after the official closure of the borders and subsequently decided to return to their country of residence.

Passenger departures via the seaports of Anguilla totalled 8 (2.9%), of which 2 (25.0%) left through the Blowing Point terminal and 6 (75.0%) passengers made their exit through the Sandy Ground port. The Clayton J. Lloyd International Airport facilitated 267 (97.1%) of the total departures from Anguilla.

TOURISTS (Stay-Over Visitors)

April's tourist (stay-over visitors) arrivals to Anguilla for 2020 stood at zero during this period, this is the second consecutive decrease after March 2020 recorded a decline of 64.7% over its corresponding 2019 figure. Prior to these periods, January and February 2020 recorded increases of 3.0% and 5.6% respectively, with these periods recording the highest comparative arrivals for their respective months for data spanning from 1993 to 2020.

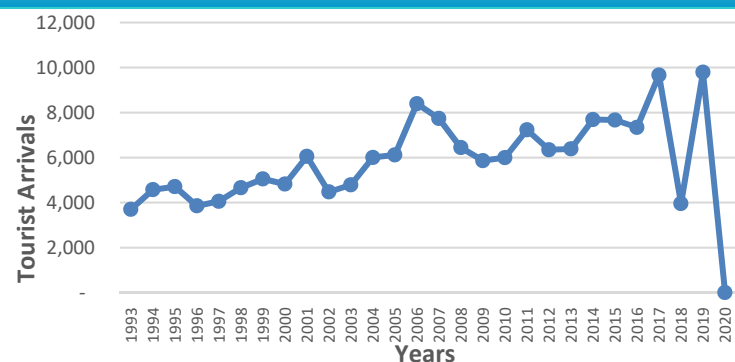


Figure 1: Tourist Arrivals, April 1993–2020

EXCURSIONISTS (Day Trippers)

Excursionist arrivals for the month under review also recorded no arrivals after showing a decline of 49.6% in March 2020 over its corresponding figure. Prior to this period, January and February 2020 recorded a decline of 12.6% and an increase of 4.6% respectively over their 2019 corresponding figures. Unlike tourist arrivals this type of visitor to Anguilla still remains low in comparison to its pre Irma hurricane figures.

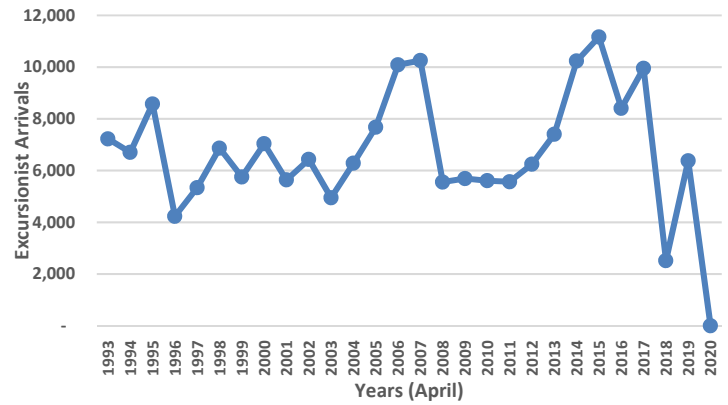


Figure 2: Excursionist Arrivals, April 1993 – 2020

This report, along with other Tourism Data, is available at the Government of Anguilla Statistics Department's website: <http://gov.ai/statistics/tourism.htm>

ANGUILLA STATISTICS DEPARTMENT
 P.O.BOX 60 | THE VALLEY | ANGUILLA
 BRITISH WEST INDIES
 Telephone: + (264) 497-5731 | Fax: + (264) 497-3986
 Email: statistics@gov.ai

'Sound Statistics for Sustainable Development'