



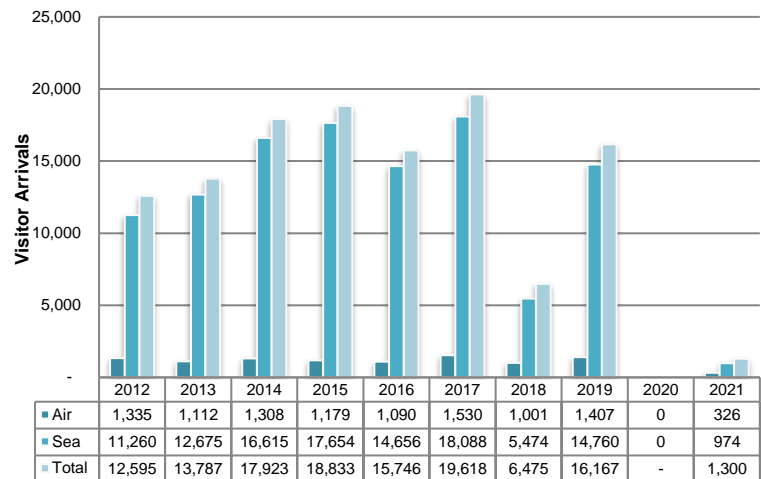
Tourism Statistics Summary

April 2021

OVERVIEW

April's 2021 visitor arrivals numbered 1,300 people, to the shores of Anguilla. One year ago, April 2020 visitor arrivals to the island totalled zero (0), as Anguilla's borders were closed from the previous month, March 2020 to November 2nd, 2020, due to precautions being taken against the COVID-19 pandemic. Similarly, Anguilla's borders were once again closed on April 22, 2021 due to the emergence of a number of positive COVID-19 cases. This closure may have affected the overall performance of this period under review. As the COVID-19 pandemic continues, Anguilla welcomed 5,888 visitors to its shores thus far for 2021. This period under review was recorded as the second highest number of visitors to the island during 2021 with the highest recorded in March with 2,405, which historically records the highest number of visitors.

The majority; 98.2% of the visitor arrivals, came with the intention of vacationing, while 1.8% came with the intention of doing business.



Visitor Arrivals, April 2012 - 2021

PASSENGER MOVEMENT

Passenger arrivals (including both residents and visitors) for April 2021 totalled 1,458 compared to April's 2020 total of 14 passengers.

The seaport saw the highest number of inward movement of passengers with 1,063 (72.9%) of total passengers. The Blowing Point terminal accounted for 1,043 (98.1%) passengers and 20 (1.9%) passengers at the Sandy Ground. Passenger arrivals at the Clayton J. Lloyd International Airport totalled 395 (27.1%) of total passengers.

Passenger departures recorded an increase of 779.3% relative to the same period in 2020, with 2,418 outbound passengers, compared to the recorded 275 in April 2020.

Passenger departures via the seaports of Anguilla numbered 1,629 (67.4%), of which 1,617 (99.3%) left through the Blowing Point terminal and 12 (0.7%) passengers made their exit through the Sandy Ground port. The Clayton J. Lloyd International Airport facilitated 789 (32.6%) of the total departures from Anguilla.

TOURISTS (Stay-Over Visitors)

April's tourist (stay-over visitors) arrivals to Anguilla for 2021 numbered 1,296 from no arrivals in its corresponding April 2020 figure. This figure was recorded as the second lowest figure for any April period after 2020's figure of zero (0) arrivals when reviewing data spanning from 1993 - 2021. This type of visitor to Anguilla's shores accounted for most of the island's arrivals with 99.7% of total visitor arrivals.

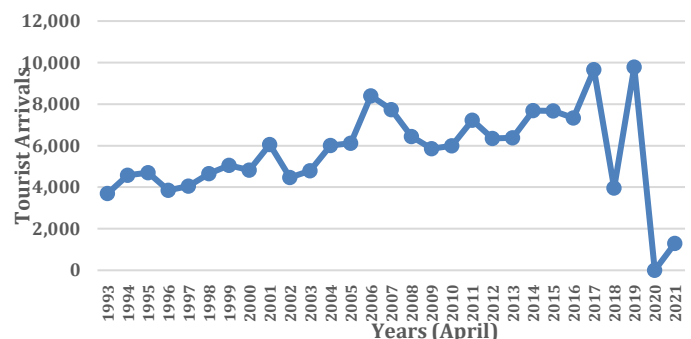


Figure 1: Tourist Arrivals, April 1993-2021

TOURISTS (Stay-Over Visitors) *continued*

The average intended length of stay of tourists in Anguilla for the period under review was 8.3 days from zero (0) days spent in April 2020. More than, half, 61.7% of tourists intended to spend 4-7 days in Anguilla, while 22.7% of tourists planned to stay 8-15 days, followed by 7.2% who stated they intended to stay 23 or more days. The remaining tourists; 5.6% and 2.9% intended to stay 1-3 days and 16-22 days respectively.

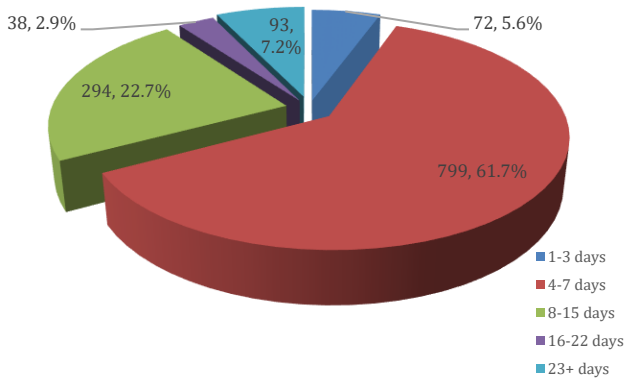


Figure 2: Tourist Arrivals by Length of Stay, April 2021

EXCURSIONISTS (Day Trippers)

Excursionist arrivals for the month under review numbered four (4); the lowest based on data as far back as 1993. Arrivals of this type of visitor were significantly impacted since the COVID-19 pandemic as this type of visitor to Anguilla is usually a tourist visiting St. Maarten/St. Martin who travels to Anguilla on a day trip to enjoy our beaches and hospitality for a day and usually. Anguilla has implemented precautionary measures to ensure the safety of its inhabitants with mandatory screening and a quarantine period, which may have inhibited day-trippers from visiting.

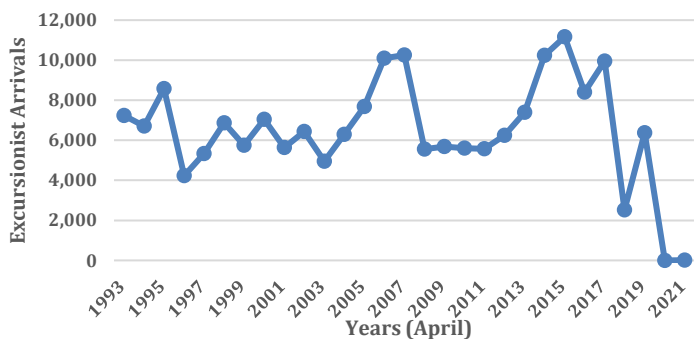


Figure 4: Excursionist Arrivals, April 1993 – 2021

This report, along with other Tourism Data, is available at the Government of Anguilla Statistics Department's website:

http://statistics.gov.ai/StatisticsDept/Tourism2_4_5

ANGUILLA STATISTICS DEPARTMENT
 P.O.BOX 60 | THE VALLEY | ANGUILLA
 BRITISH WEST INDIES
 Telephone: + (264) 497-5731 | Fax: + (264) 497-3986
 Email: statistics@gov.ai

'Sound Statistics for Sustainable Development'

A review of the source markets for the 1,296 tourists visiting Anguilla during April 2021 showed that the USA source market accounted for 88.5% (1,147) of the tourist arrivals. The 'Other' market followed with 4.8% (62) of total arrivals, 1.9% (25) each were tourist from the U.K. and the 'Canadian' source markets and 'Other Europe' source market recorded 1.5% (19). The 'French West Indies' was the only source market that didn't provide tourist to grace our shores during this period.

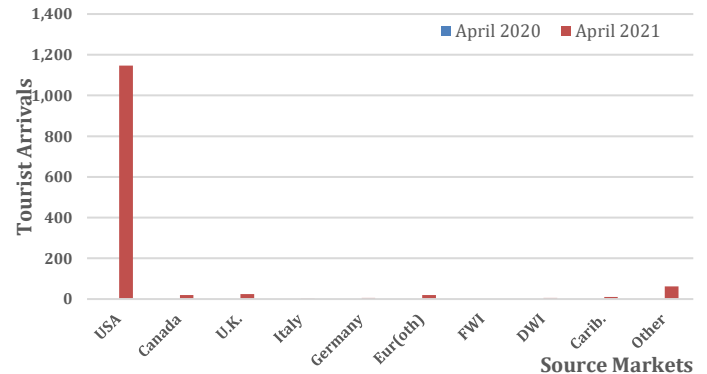


Figure 3: Tourist Arrivals by Source Market, April 2020 and 2021

These four (4) arrivals originated from the 'French West Indies' and 'Other' source markets; the 'Other' source market accounted for three (3) of the excursionists and one (1) excursionist originated from the 'French West Indies' source market.

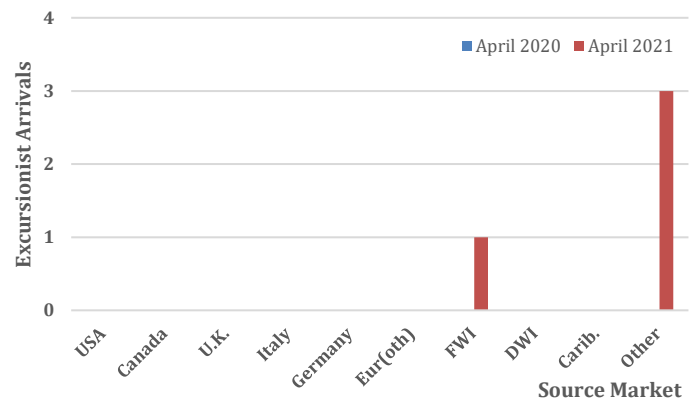


Figure 5: Excursionist Arrivals by Country of Residence, April 2020 and 2021