



Anguilla Government Statistics Department

Tourism Statistics Summary – August 2008

OVERVIEW

Anguilla visitor arrivals, which include tourists and excursionists, for the month of August 2008, totaled 12,508 arrivals, resulting in a 20.4% decline over its corresponding August 2007 figure. Over the past five 2004 - 2008 for the month August, this was the fourth largest quantity of visitor arrivals and is recorded as the largest decline after the decline in 2005/2004 of 8.6%.

Of the 12,508 visitors to the island during this month, the majority, 12,118 (96.9%) came on vacation, while 390 (3.1%) came on business.



PASSENGER MOVEMENT

Passenger arrivals include residents of Anguilla as well as visitors, entering through the ports of Wallblake Airport, Blowing Point and Sandy Ground. These arrivals totaled 25,244 in August 2008 as compared with 28,596, in August 2007, where 79.1% (19,958) of these passengers entered through the Blowing Point port. These arrivals through the Wallblake Airport and Sandy Ground ports totaled 3,887 (15.4%) and 1,399 (5.5%) respectively.

Departures totaled 25,548 during August 2008, of which 19,918 (78.0%) departed through the Blowing Point Port compared to 23,187 in 2007. 4,403 (17.2%) passengers departed through the Wallblake Airport compared to 5,293 in 2007. The port of Sandy Ground facilitated 1,227 (4.8%) departures during this month compared to 1,626 during August 2007.

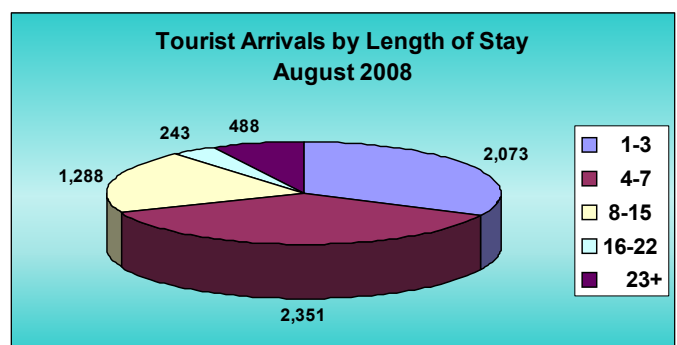
TOURISTS (Stay-Over Visitors)

Tourists accounted for 51.5% of the total number of visitors to Anguilla during August 2008. During this month tourist arrivals totaled 6,442, a decrease of 7.0% over the 6,929 recorded in August 2007. Over the past decade, this was the 2nd largest recording of tourist arrivals for the month of August. Conversely, over this same decade there were 3 declines; August 2008 recorded the 3rd highest decline in the number of tourist arrivals, after August 2000 and 2002 with 8.1% and 12.0% respectively, over their corresponding previous year.

The average intended length of stay for tourists during this month was 7.4 days in comparison to 7.9 days in August 2007.

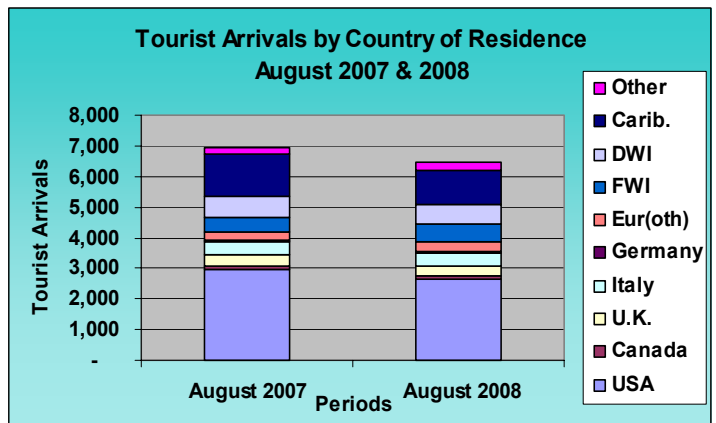
The majority, 36.5% of tourists stayed in Anguilla between 4-7 days. 32.2% stayed for between 1-3 days, 20.0% spent between 8-15 days, while 3.8% of the tourists spent 16-22 days and 7.6% spent 23 days

or more on the island.



During August 2008, the majority of tourists visiting Anguilla, 41.4%, came from the U.S.A., experiencing a decline of 9.7%. The second largest source market was 'Caribbean' where 17.3% of the recorded number of tourists originated; a recorded decline of 18.8%.

Tourist arrivals from countries which experienced increases were the 'French West Indies' and 'Germany' with increases of 30.1% and 25.9% respectively over their corresponding 2007 figures.



EXCURSIONISTS (Day Trippers)

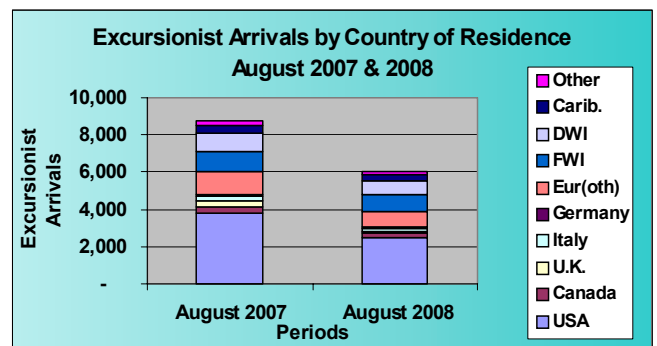
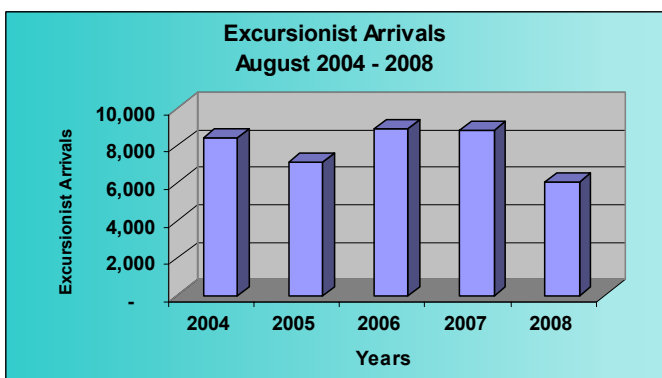
Excursionist arrivals for the month of August 2008 totaled 6,066, a decrease of 31.0% over its corresponding August 2007 figure. This figure was the 9th largest excursionist arrivals to Anguilla over the past decade.

For the month under review, the Blowing Point port was the main port of entry, with 75.5% of excursionists using this port as the gateway to Anguilla. There was a decrease of 35.7% of visitor through this port compared to August 2007.

The Wallblake Airport accounted for 1.7% and Sandy Ground 22.8% of excursionist arrivals. Excursionist arrivals through the Wallblake Airport and Sandy Ground registered decreases of 16.5% and 10.3% respectively compared to their corresponding 2007 figure.

Of the 10 categories in which the country of residence is grouped, the United States of America continued to be ranked as the main source market from which Anguilla's excursionists originate. During the month under review, 2,489 of this type of visitors were from the U.S.A. The 'French West Indies' was the second highest ranked source market with 887 (46.3%) of the 6,066 excursionists, just 18 excursionists more than "Europe Other" where 869 excursionists reside.

There were declines in excursionist arrivals from nine of the source markets and one reporting an increase. Excursionist arrivals from the 'U.K.' and 'Italy' experienced the largest percentage declines with 61.4% and 42.6% respectively. Conversely, the sole increase was experienced from the German market which registered a small increase of 3.8%.



This report along with other Tourism Data, are available at the Government of Anguilla Statistics Department's website:
<http://gov.ai/statistics/tourism.htm>

STATISTICS DEPARTMENT – ANGUILLA
 OLD COURT HOUSE BUILDING
 P.O.BOX 60
 THE VALLEY, ANGUILLA
 BRITISH WEST INDIES
 Telephone: 1-264-497-5731
 Fax: 1-264-497-3986
 Email: statistics@gov.ai