



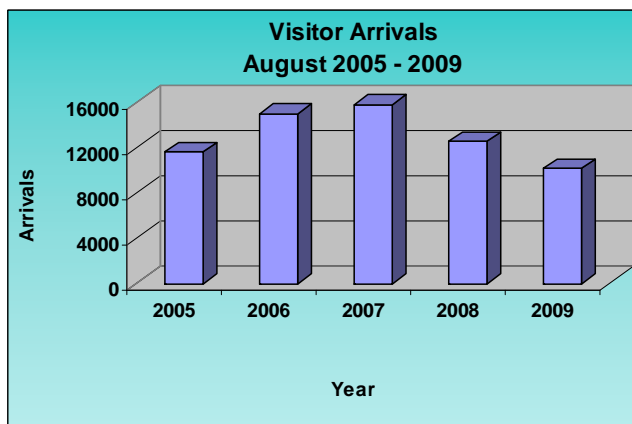
Anguilla Government Statistics Department

Tourism Statistics Summary - August 2009

OVERVIEW

Visitor arrivals for August 2009 were down 19.4% to 10,084 visitors. Looking at the five year period August 2005 – 2009, after 2007 when the peak in arrivals was experienced, there was an adverse shock to the flow of arrivals to Anguilla's shores; with visitor arrivals for August dropping 20.4% - 2008/2007 and another 19.4% this period 2009/08.

Year	Aug-05	Aug-06	Aug-07	Aug-08	Aug-09
Arrivals	11,548	14,957	15,721	12,508	10,084
% Change	-8.6%	29.5%	5.1%	-20.4%	-19.4%



PASSENGER MOVEMENT

Passengers arriving in Anguilla, both residents and visitors for the period; at the three official ports of entry were down by nearly one-fifth (-19.1%) compared to August 2008, bringing the total for the period to 20,428 passengers.

All ports had slower passenger traffic, with passenger arrivals at the Wallblake Airport down -36.4% to 2,472. The seaports, which usually are the port of entry for over 80% of arriving passengers, experienced a decline in arrivals over the corresponding period, with 16,997 passengers entering at Blowing Point, a 14.8% fall and Sandy Ground recorded 959 passengers, a 31.5% drop.

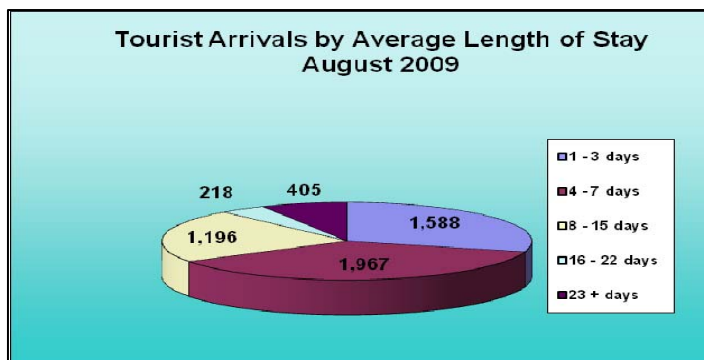
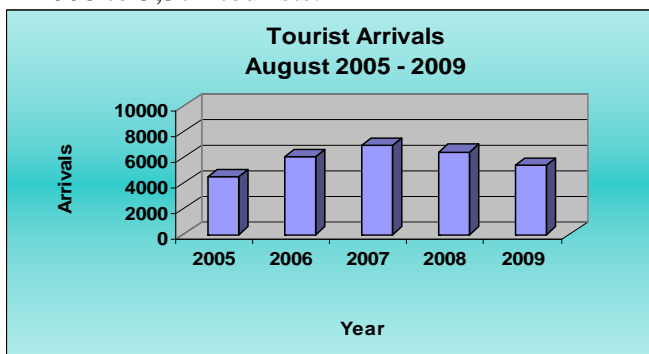
Departures this month were the highest for the year to date, with a total of 20,943 passengers leaving Anguilla, but 18.0% lower than the same period in 2008. It is normal for departures to be high this month as families spend their summer vacation here, students go off to university and carnival revelers depart.

Blowing Point was the preferred port of departure with 17,031 or 81.3% of departures via this route. Sandy Ground had the least number of departures registering 959 (4.6%) passengers. The Wallblake Airport accounted for 2,953 or 14.1% of the passenger departures for the month in review.

TOURISTS (Stay-Over Visitors)

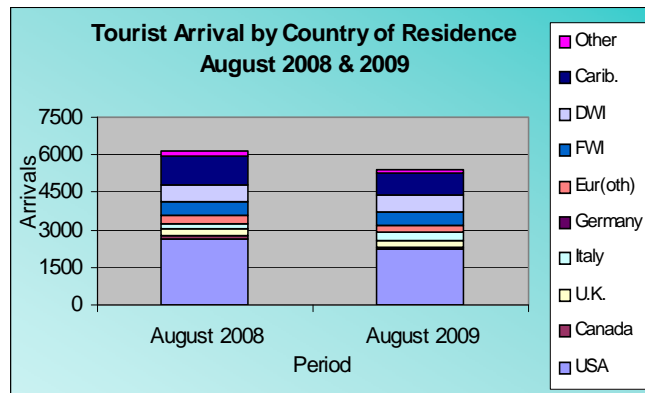
As the name suggests, tourist or stay-over visitors refer to visitors who spend 24 hours or more in Anguilla. For 2009, the month on month trend of falling tourist arrivals continued for August with arrivals down 16.6% over the corresponding period in 2008 to 5,374 tourists.

The average intended length of stay of tourists was 7.7 days up from 7.4 in August 2008. The mode was to stay 4-7 days (36.6%) in Anguilla followed by 1-3 days (29.5%), then 8-16 days (22.3%) and the remaining 11.6% staying for a longer period on the island.



The source market for visitors during the summer period has not changed much this year with the USA singly accounting for the largest share of 41.0%; followed by the Caribbean (excluding St. Martin / St. Maarten) with 15.9%; and the French and Dutch West Indies combined holding 22.8% of tourist arrivals.

Canada and the Dutch West Indies were the only countries to show growth in arrivals for the period, increasing by 10.1% and 3.3% respectively over August 2008.



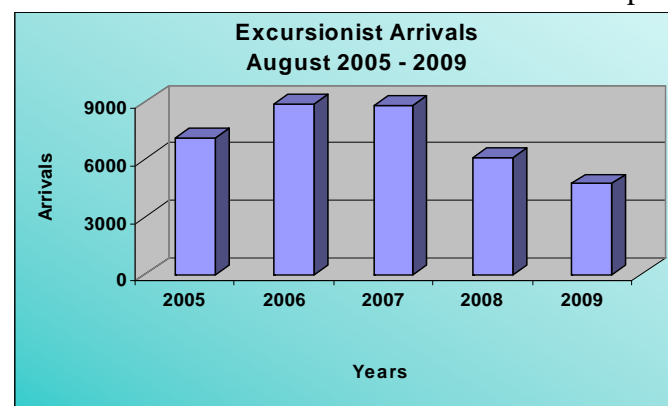
EXCURSIONISTS (Day Trippers)

Excursionist arrivals in 2009 fell for the third consecutive year in the month of August. When compared to the previous period, arrivals were down 22.3% to 4,710; after having a peak of 8,871 in August 2006.

Excursionist accounted for 46.7% of visitors for the month in review. Blowing Point was the main port of entry with 3,721 or 79.0% of excursionists entering at this port. Compared to 2008, this is a decrease in excursionist traffic at this port by 18.8% for this period.

A total of 942 (20.0%) excursionists entered via the Sandy Ground seaport.

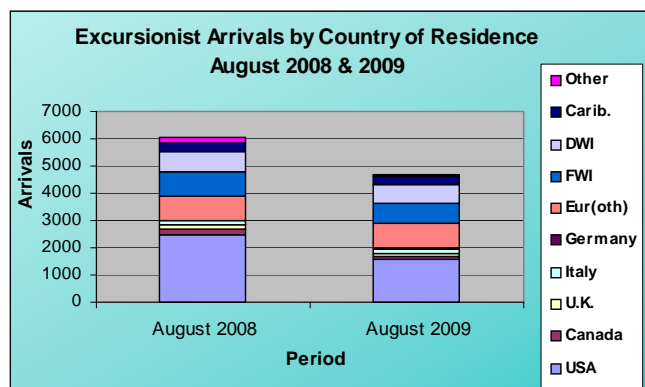
Only 47 (1.0%) excursionists used air transport and landed at the Wallblake Airport.



Of the ten countries/geographic areas that residence of excursionists are categorized; 9 of them experienced declines in the number of excursionists visiting Anguilla's shores.

The United States of America (USA), the largest source market, showed a large decline in arrivals to 1,573 down by 36.8% over the corresponding period in 2008. In spite of nearly all countries showing lower arrivals, it was not balanced and the USA lost about 7.6 percentage points of its share of arrivals accounting for 33.4% of all excursionists this period.

Other European countries showed a small increase in arrivals this period up 6.4% to 925 excursionists. Holding nearly one-fifth (19.6%) of all excursionist arrivals.



This report, along with other Tourism data, is available at the Government of Anguilla Statistics Department's website: <http://gov.ai/statistics/tourism.htm>

ANGUILLA STATISTICS DEPARTMENT
 OLD COURT HOUSE BUILDING
 P.O.BOX 60 | THE VALLEY | ANGUILLA
 BRITISH WEST INDIES
 Telephone: 1-264-497-5731 | Fax: 1-264-497-3986
 Email: statistics@gov.ai

'Sound Statistics for Sustainable Development'