



Tourism Statistics Summary

August 2020

OVERVIEW

August's visitor arrivals continue to be at a near standstill as 41 visitors graced our shores, down 99.8% from the 16,575 arrivals in August 2019. This is believed to be entirely due to the COVID-19 global pandemic, which has negatively impacted economies all over the world with countries having to close their borders and/or limit travel to mitigate the spread of the virus. Anguilla officially closed its borders on March 20, 2020 and to date has been restricted to limited travel under the government controlled repatriation and special arrangement programmes. Since March 2020, Anguilla recorded the lowest monthly arrivals for which data is available since 1993 for the months April to August

2020. August had the largest amount of arrivals, with the least, zero (0) recorded in April 2020.

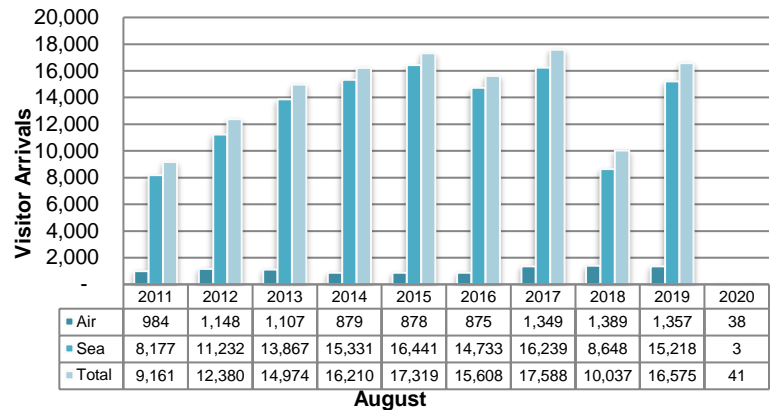


Figure 1: Visitor Arrivals, August 2011 - 2020

PASSENGER MOVEMENT

Passenger arrivals (including both residents and visitors) recorded a decline of 99.5%; down to 127 passengers from August's 2019 figure of 25,237 passengers. This was due to the limited international movement as well as the closure of the ports.

Anguilla's usual main mode of entry via sea, recorded 4 passengers (3.1%), all of whom entered via the Blowing Point port. Passenger arrivals at the Clayton J. Lloyd International Airport totalled 123 (96.9%) of total passengers.

Passenger departures recorded a decrease of 99.2% relative to the same period in 2019, with 224 outbound passengers, compared to the recorded 27,367 in August 2019. These passengers may have been made up of visitors who remained after the official closure of the borders and subsequently decided to return to their country of residence, in addition to those that may have had other permitted and/or special travel arrangements. Passenger departures via the seaports of Anguilla totalled 31 (13.8%), of which 30 (96.8%) left through the Blowing Point terminal and 1 (3.2%) passengers made their exit through the Sandy Ground port. The Clayton J. Lloyd International Airport facilitated 193 (86.2%) of the total departures from Anguilla.

TOURISTS (Stay-Over Visitors)

August tourist (stay-over visitors) arrivals to Anguilla for 2020 recorded 38 persons, this is the highest amount of arrivals since the limited travel since March. This represented a decline of 99.6% over its corresponding August 2019 figure of 8,903. This figure is recorded as the lowest figure ever for tourist arrivals for this month of August as far back as 1993 for which data is available. August is known to be Anguilla's Carnival season which usually attracts tourist and due to the COVID-19, the festivities that are usually held were limited.

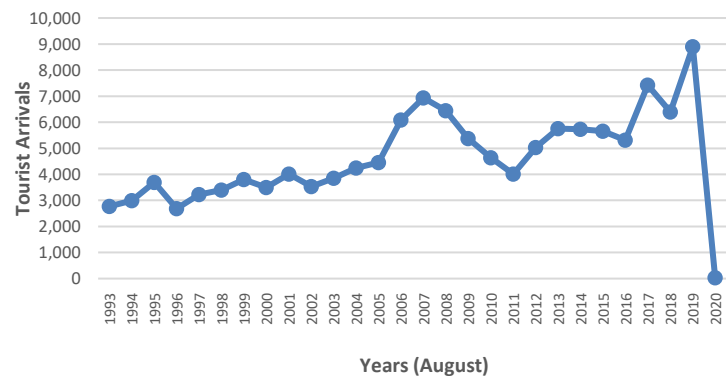


Figure 2: Tourist Arrivals, August 1993–2020

Tourists (Stay-Over Visitors) *continued*

The intended average length of stay of tourists increased to 22.4 days from 6.6 days in August 2019. The majority of tourist arrivals (97.4%), intended to stay for 23 or more days and the least amount 2.6% between 1 to 3 days. None of the tourists had any interest in spending 4 to 7 days, 8 - 15 days nor 16 to 22 days.

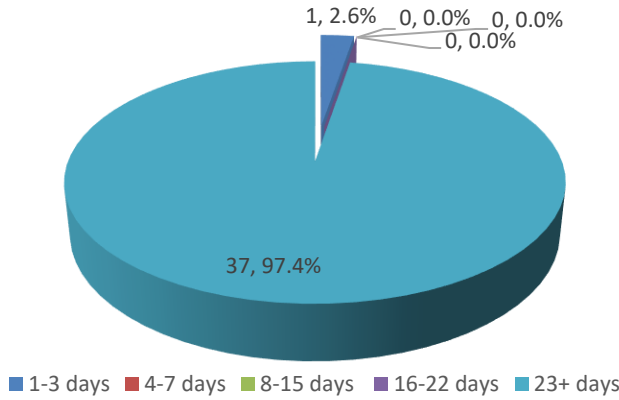


Figure 3: Tourist Arrivals by intended Length of Stay, August 2020

A review of the ten (10) source markets from which tourists to Anguilla originated, shows that all ten (10) source markets recorded declines, with arrivals only recorded for the following; USA (-99.9%), U.K. (-97.9%), Germany (-91.7%), Other Europe (-98.3%), French West Indies (-99.7%) and the Caribbean (-98.9%). Anguilla's main source market held a share of 10.5% of this tourist market.

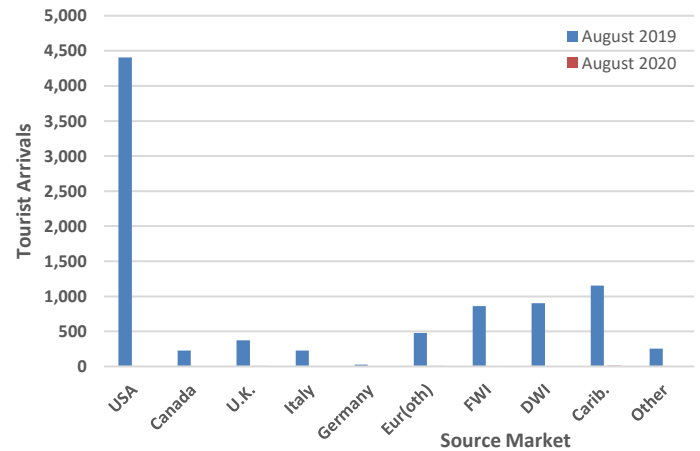


Figure 4: Tourist Arrivals by Country of Residence

EXCURSIONISTS (Day Trippers)

Excursionist arrivals for the month under review recorded 3 arrivals resulting in a decline of 99.96% compared to its corresponding August 2020 figure of 7,672 arrivals.

This figure is usually bolstered by St. Maarten/St. Martin's tourists who travel to Anguilla on a daytrip to enjoy our beaches and hospitality for a day.

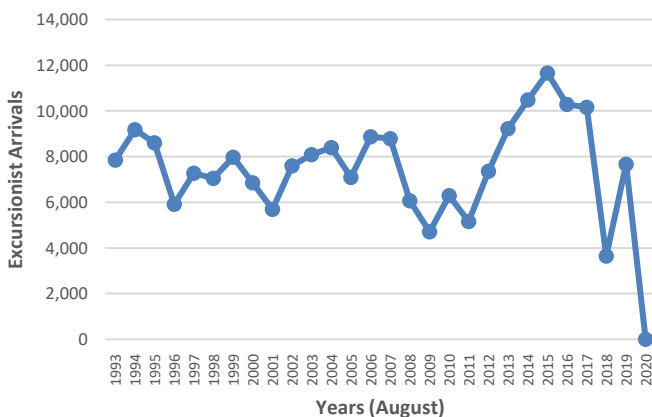


Figure 5: Excursionist Arrivals, August 1993 – 2020

A review of the excursionist market by the ten (10) source markets from which this type of visitor originated, shows that all ten (10) source markets recorded declines. However, excursionist arrivals were only recorded for the source markets USA (-99.98%), U.K. (-99.0%) and Italy (-98.6%).

Anguilla's main source market, the USA held one third of the market share of excursionist arrivals.

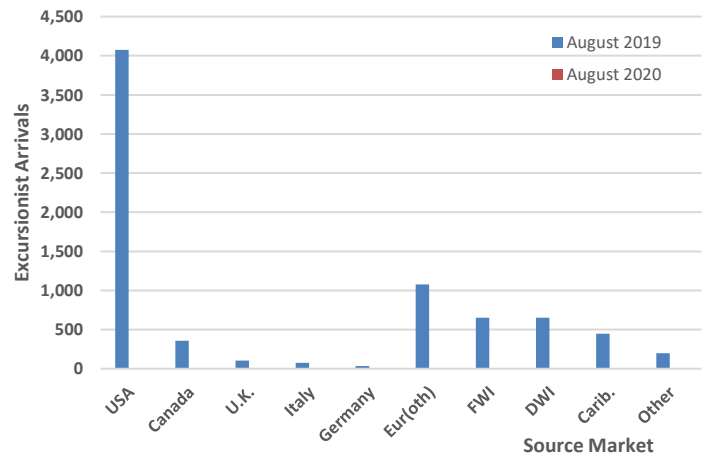


Figure 6: Excursionist Arrivals by Country of Residence

This report, along with other Tourism data, is available at the Government of Anguilla Statistics Department's website: <http://statistics.gov.ai>