



Tourism Statistics Summary

August 2021

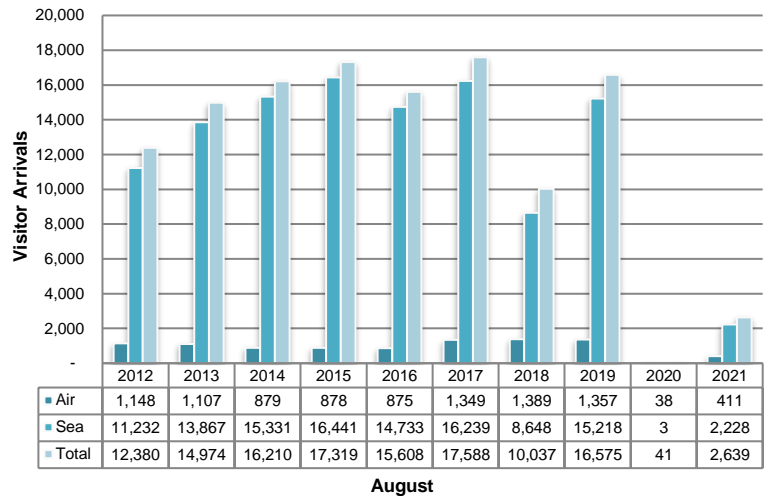
OVERVIEW

As the worldwide COVID-19 pandemic continues, visitor arrivals to the shores of Anguilla for the month of August 2021 numbered to 2,639 persons. One year ago, August 2020 corresponding visitor arrivals to the island totalled forty-one (41). The August 2021 total visitor number is Anguilla's second lowest figure for any August period, spanning from 1993 – 2021, after last year's corresponding figure of 41 arrivals which currently holds the position for the lowest.

Anguilla has welcomed 15,861 visitors to-date (end of August) for 2021. This period under review, August 2021 was the second highest recorded figure for the year, with the previous month July, recording the most number of visitors with 4,889.

The majority; 97.1% of the visitor arrivals, came with

the intention of vacationing, while 2.9% came with the intention of doing business.



Visitor Arrivals, August 2012 - 2021

PASSENGER MOVEMENT

Passenger arrivals (including both residents and visitors) for August 2021 totalled 3,393, an increase when compared to August's 2020 corresponding figure of 127 passengers.

The Blowing Point terminal was the only seaport which welcomed visitors. A total of 2,686 (79.2%) passengers used this port as entry into Anguilla. The Clayton J. Lloyd International Airport welcomed a total of 707 (20.8%) of total passengers.

Passenger departures also recorded an increase with a higher figure of 4,675 outbound passengers, compared to the recorded departures of 224 in August 2020.

Passenger departures via the seaports of Anguilla numbered 3,549 (75.9%), of which 3,547 left through the Blowing Point terminal and two (2) via the Sandy Ground port. The Clayton J. Lloyd International Airport facilitated 1,126 (24.1%) of the total departures from Anguilla.

TOURISTS (Stay-Over Visitors)

August's tourist (stay-over visitors) arrivals to Anguilla for 2021 numbered 2,632 from the recorded corresponding August 2020 figure of thirty-eight (38) arrivals. This figure was recorded as the second lowest figure for any August period after 2020's figure of thirty-eight (38) arrivals when reviewing data spanning from 1993 - 2021. This type of visitor to Anguilla's shores accounted for most of the island's arrivals; 99.7% of total visitor arrivals. August's figure was the second highest monthly figure for the year 2021 after July with 4,884.

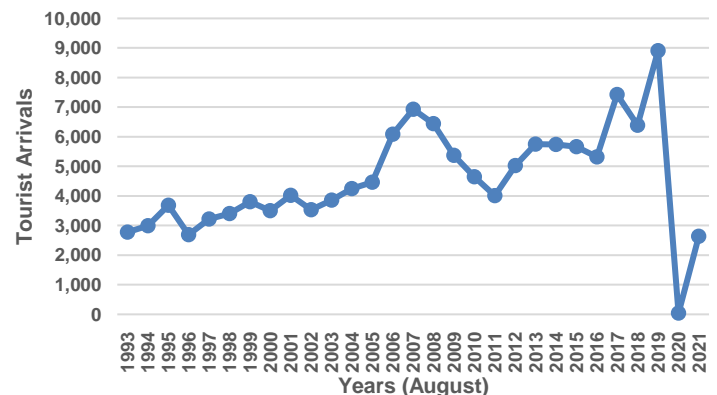


Figure 1: Tourist Arrivals, August 1993–2021

TOURISTS (Stay-Over Visitors) *continued*

The average intended length of stay of tourists in Anguilla for the period under review was 7.8 days from 22.4 days spent in August 2020. More than half, 62.2% of tourists intended to spend 4-7 days in Anguilla, while 19.4% of tourists planned to stay 8-15 days, followed by 9.9% who stated they intended to stay 1-3 days. The remaining tourists; 7.1% and 1.5% intended to stay 23 or more days and 16-22 days respectively.

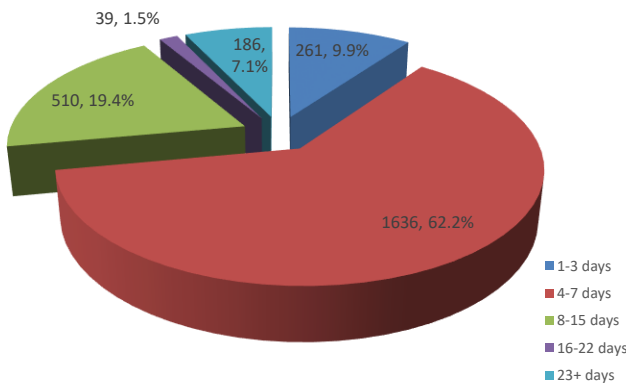


Figure 2: Tourist Arrivals by Length of Stay, August 2021

A review of the source markets for the 2,632 tourists visiting Anguilla during August 2021 showed that all the source market have contributed to this overall figure and increase. The USA, U.K., Germany, Other Europe, French West Indies and the Caribbean source markets were the markets that did not record zero (0) arrivals in the corresponding August 2020 period. In August 2021, the USA, U.K. and Caribbean source markets accounted for largest shares of the tourist arrivals 80.7% (2,123), 4.5% (119) and 4.0% (106) respectively of the tourist arrivals.

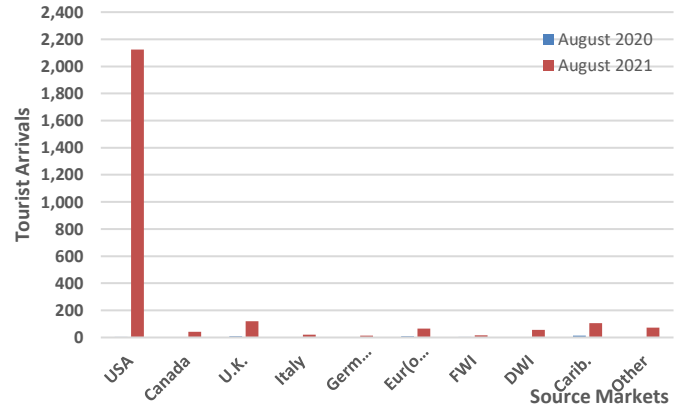


Figure 3: Tourist Arrivals by Source Market, August 2020 and 2021

EXCURSIONISTS (Day Trippers)

Excursionist arrivals for the month under review numbered seven (7), the corresponding August 2020 figure, one year ago recorded three (3) arrivals. Arrivals of this type of visitor have been noticeably impacted since the COVID-19 pandemic, as this type of visitor to Anguilla is usually a tourist visiting St. Maarten/St. Martin who travels to Anguilla on a day trip to enjoy our beaches and hospitality for a day. Anguilla has implemented precautionary measures to ensure the safety of its inhabitants with mandatory screening and a quarantine period, which may have inhibited day-trippers from visiting.

The seven arrivals during this period under review originated from the ‘USA’ (5), ‘Other Europe’ (1) and ‘Caribbean’ (1) source markets.

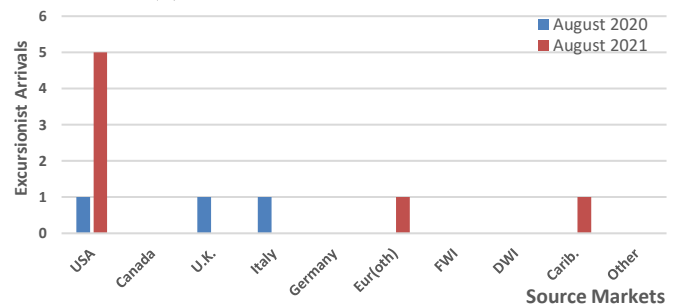


Figure 5: Excursionist Arrivals by Country of Residence, August 2020 and 2021

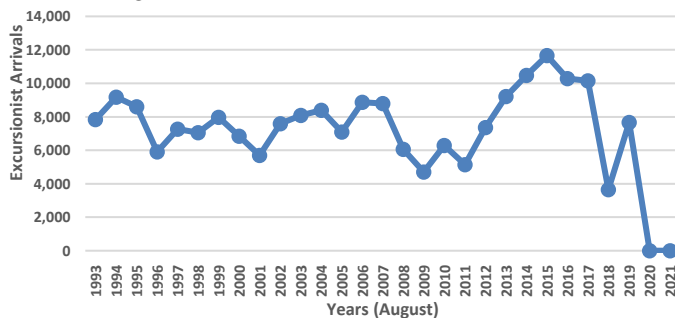


Figure 4: Excursionist Arrivals, August 1993 – 2021

This report, along with other Tourism Data, is available at the Government of Anguilla Statistics Department’s website:

http://statistics.gov.ai/StatisticsDept/Tourism2_4_5

ANGUILLA STATISTICS DEPARTMENT
P.O.BOX 60 | THE VALLEY | ANGUILLA
BRITISH WEST INDIES

Telephone: + (264) 497-5731 | Fax: + (264) 497-3986

Email: statistics@gov.ai

‘Sound Statistics for Sustainable Development’