

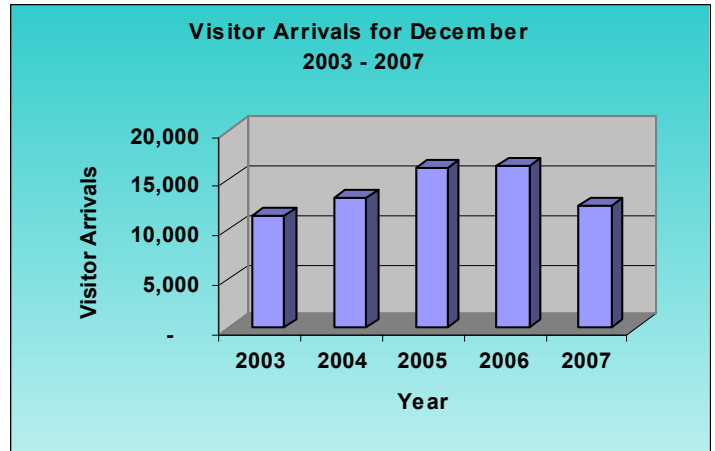


# Anguilla Government Statistics Department – December 2007 Tourism Statistics Summary

## OVERVIEW

Visitor arrivals to Anguilla during December 2007 stood at 12,499 arrivals, which indicated a 24.4% decline since 2006's figure during the same month. This figure includes tourists & excursionists which accounted for 7,354 arrivals & 5,145 arrivals respectively.

This month's total was the largest over a previous year's total after December 2001/2000 when the decline was 23.1%.



## PASSENGER MOVEMENT

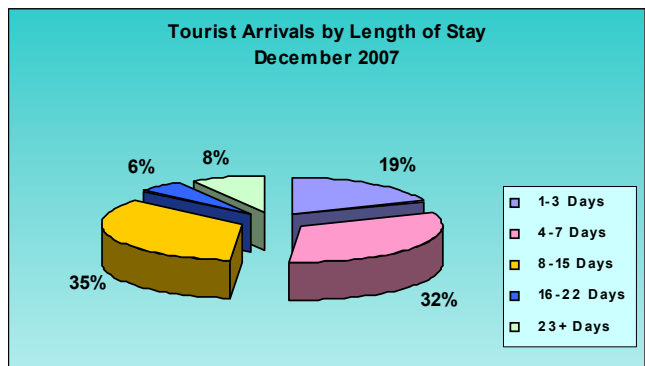
Passenger arrivals totaled 27,403, entering through the ports of Wallblake Airport, Blowing Point & Sandy Ground. This was a decline of 10.5% over it corresponding 2006's figure of 30,620 arrivals. Of these passenger arrivals 20,387 (74.4%) entered through Blowing Point, 5,366 (19.6%) Wallblake Airport & 1,650 (6.02%) Sandy Ground.

Passenger departures totaled 25,338 during December 2007, a 12.3% reduction from 2006 which stood at 28,886. Of the total passenger departures 19,140 departed through Blowing Point, while 4,414 (16.1%) departed by air through Wallblake Airport & 1,784 (7.04%) through Sandy Ground.

## TOURISTS (Stay-Over Visitors)

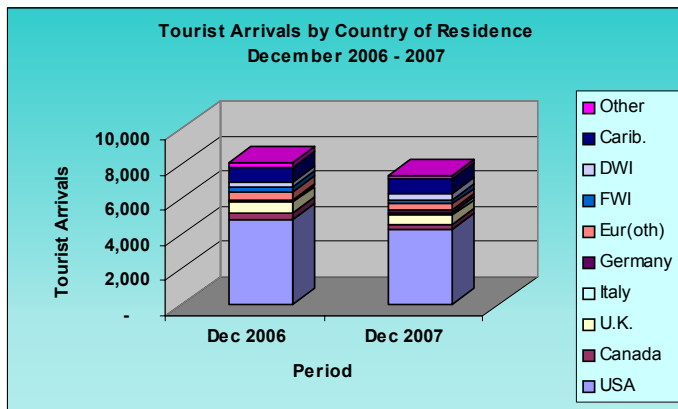
Tourist arrivals stood at 7,354 arrivals, 58.8% of visitor arrivals. This was a decline of 10.0% decrease from the December 2006 figure. On the contrary, this is the 2<sup>nd</sup> largest number of tourist arrivals over the past decade; 813 tourists less than the 2006 figure of 8,167.

The average length of stay for tourist during this month was 9.1 days in comparison to 8.5 days in December of 2006. The majority of tourists, 34.7% spent between 8-15 days in Anguilla, 32.2% spent 4-7 days, while 19.1% spent 1-3 days. Interestingly enough 5.7% spent more than 16-22 days while 8.3% spent 23 days or more on the island.



During the month under review, 58.1% of the tourists originated from the U.S.A.; an 11.7% decline from the December 2006 figure. The second largest source market was the Caribbean, accounting for 11.2% of the tourist arrivals.

‘Germany’ & ‘Italy’ experienced the largest percentage increases over the corresponding figures from the previous year with 166.7% and 18.3% respectively.



## EXCURSIONISTS (Day Trippers)

Excursionist arrivals for December 2007 totaled 5,145 arrivals. This was a decline of 38.6% over the December of 2006 figure of 8,375 arrivals.

During this month under review, 66.6% of the excursionists came through the Blowing Point port. Excursionists arriving through Wallblake Airport amounted to 2.3%, while Sandy Ground accounted for 31.1%.

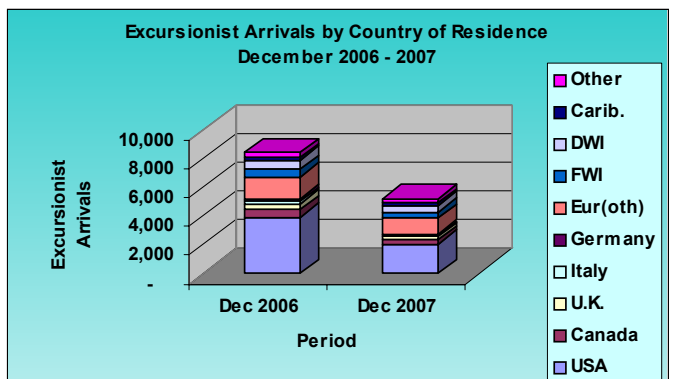
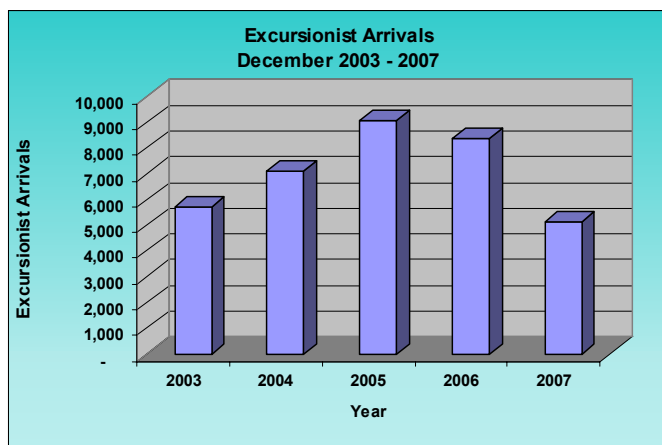
Arrivals of excursionists through Wallblake Airport and Sandy Ground registered declines by 31.8% and 46.6%, respectively, in comparison their respective 2006 figures.

Of the 10 groupings by country of residence the United States of America continued to be the main source market of excursionist to Anguilla; contributing 39.4% to this category of arrivals. Of the 5,145 excursionists to Anguilla in December, 2,026 were from this market.

The “Europe Other” category was the second highest ranked source market where 1,100 of the 5,145 excursionists originated.

There were declines over the corresponding December 2006 figures for 9 of the source markets and an increase in 1 source market; “The Caribbean”, which registered an increase of 8.3%.

Germany had the largest decrease over its 2006 figure with 59.8%, while F.W.I arrivals declined the least by 18.9%.



*This report along with other Tourism Data, are available at the Government of Anguilla Statistics Department's website: <http://gov.ai/statistics/tourism.htm>*

STATISTICS DEPARTMENT – ANGUILLA  
 OLD COURT HOUSE BUILDING  
 P.O.BOX 60  
 THE VALLEY, ANGUILLA  
 BRITISH WEST INDIES  
 Telephone: 1-264-497-5731  
 Fax: 1-264-497-3986  
 Email: [statistics@gov.ai](mailto:statistics@gov.ai)