



Tourism Statistics Summary – December 2014

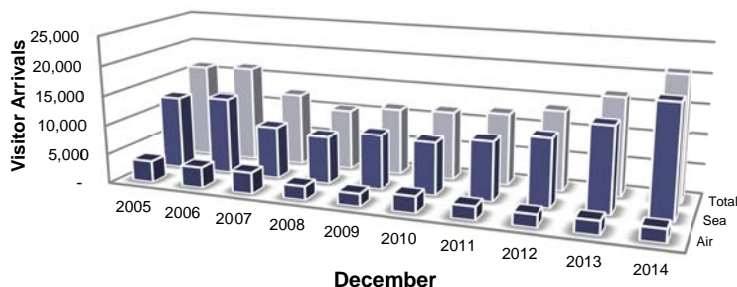
OVERVIEW

International visitor arrivals figures for Anguilla ended the year with another increase during Anguilla's high season. The 'Christmas' season, December 2014 recorded not only an increase over the 2013 figure, but also the highest number of visitors for any one month as far back as 1993, with 20,961 visitors gracing our shores; representing an 26.0% increase over the same period in 2013.

This figure was as a result of the increases in both excursionist and tourist for the month under review.

During 2014, 176,780 visitors have graced the shores of Anguilla; an increase of 16.8% when compared to the 151,303 in 2013, contrary to the 2013/2012 increase of 16.9%.

The majority of December's visitors (98.8%) came with the intention of vacationing while the 1.2% came for business.



	2005	2006	2007	2008	2009	2010	2011	2012	2013	2014
■ Air	3,648	3,506	3,589	2,330	2,146	2,801	2,260	2,109	2,294	2,232
■ Sea	12,539	13,036	8,910	8,102	9,296	8,953	10,013	11,455	14,341	18,729
■ Total	16,187	16,542	12,499	10,432	11,442	11,754	12,273	13,564	16,635	20,961

Figure 1: Visitor Arrivals, December 2005 – 2014

PASSENGER MOVEMENT

Passenger arrivals (including both residents and visitors) were up 23.1% from the December's 2013 figure of 24,481 to 30,142 inward passengers during December 2014.

Arrivals through the seaports totalled 27,168 (90.1%) of inward passengers, of which, 21,701 passengers (79.9%) entered via the Blowing Point terminal and 5,467 (20.1%) at the Sandy Ground port. The Clayton J. Lloyd International Airport welcomed 2,974 (9.9%) passengers into Anguilla.

Passenger departures also increased during this period but at a slower rate; 21.9%, than the inward movement; relative to the same period in 2013, with 28,161 outbound passengers. Passenger departures from Anguilla via the seaports totalled 26,039 (92.5%); of which, 20,642 passengers (79.3%) left through the Blowing Point terminal and 5,397 passengers (20.7%) made their exit from the Sandy Ground port. The Clayton J. Lloyd International Airport facilitated 7.5% (2,122) of the departures from Anguilla.

TOURIST (Stay-Over Visitors)

December tourist or stay-over visitor arrivals to Anguilla were up by 6.4% when compared to the same period in 2013, with 8,574 arrivals. A review of this year's data indicated that this is the seventh recorded monthly increase, over their respective previous 2013 figures. This was also the highest recorded figure

for the month of December compare to previous years.

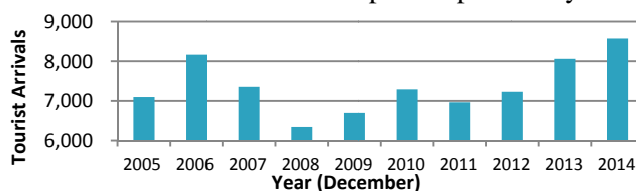


Figure 2: Tourist Arrivals, December 2005–2014

TOURISTS (Stay- Over Visitors) *continued*

The average intended length of stay of tourists in Anguilla for the period under review stood at an average of 8.3 days, a decrease when compared to 8.8 days in December 2013. The largest number of tourists 43.1% intended to spend 4-7 days in Anguilla, followed by 32.5% of tourists who intended to stay 8-15 days. 15.6% indicating 1-3 days, 3.4% for 16-22 and 5.3% stated 23 or more days as their intended length of stay.

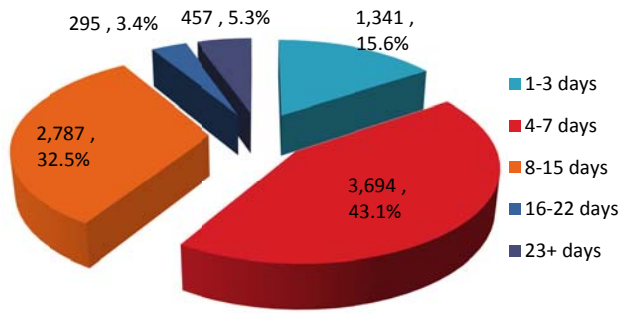


Figure 3: Tourist Arrivals by Length of Stay, December 2014

Anguilla's source market data recorded increases within all its ten markets during this period; with the 'German' market showing the largest increase, more than doubled their visits in comparison to 2013 from 18 to 44, a recorded increase of 144.4%. This was followed by the French West Indies, 'Other' countries and the Dutch West Indies markets with 49.6%, 19.2% and 17.5% respectively over their previous corresponding December 2013 figure.

Anguilla's major source market USA registered an increase of 3.5%; holding a share of 70.0% of the tourist market, followed by the Caribbean with 5.6%.

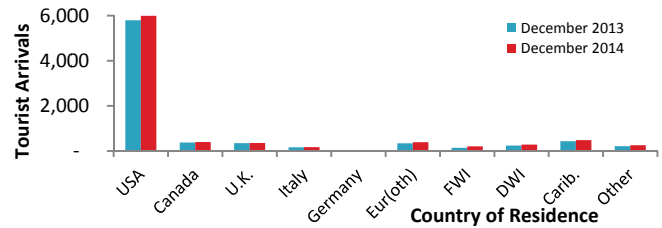


Figure 4: Tourist Arrivals by Country of Residence, December 2013 and 2014

EXCURSIONISTS (Day Trippers)

Excursionist arrivals for the month under review over the same period in 2013, recorded a 44.5% increase; 12,387 day-trippers, this increase was the highest for the year followed by 44.3% recorded in June 2014/2013. This December figure was recorded as the highest number of excursionists to Anguilla in any month dating back to 1993, followed by 10,579 in March of 2014. The excursionists who entered Anguilla via the seaports accounted for 99.5%, with the majority (55.8%) excursionists came via St. Martin/St. Maarten. 44.2% came through the Sandy Ground port of which 2,163 came via 14 small cruise vessels during this period. Excursionist arrivals to Anguilla amounted to 105,853 for the year 2014, an increase of 28.7% over the 82,235 recorded in 2013.

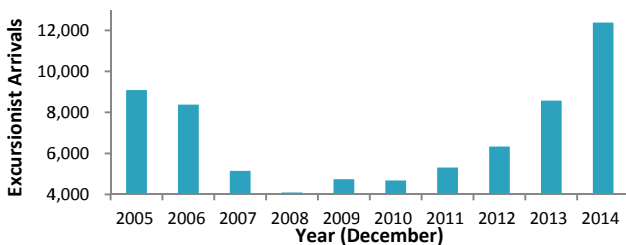


Figure 5: Excursionist Arrivals, December 2005–2014

Day trippers to Anguilla showed that nine source markets recorded increases during this period and one decrease. The 'Other European' source market recorded the largest increase with 84.4%, followed by the German and USA markets with 71.7% and 49.5% respectively. The sole decrease was experienced by the Caribbean market with 28.8%. Anguilla's major source market the USA held the largest share of excursionist with 48.6%, followed by other European countries and Canada which held a share of 17.6% & 8.4% respectively.

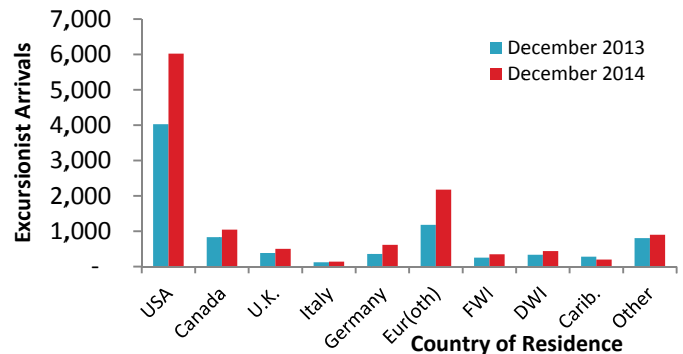


Figure 6: Excursionist Arrivals by Country of Residence, December 2013 and 2014

This report, along with other Tourism Data, is available at the Government of Anguilla Statistics Department's website: <http://gov.ai/statistics/tourism.htm>

ANGUILLA STATISTICS DEPARTMENT
 OLD COURT HOUSE BUILDING
 P.O.BOX 60 | THE VALLEY | ANGUILLA
 BRITISH WEST INDIES
 Telephone: +(264) 497-5731 | Fax: +(264) 497-3986
 Email: statistics@gov.ai