



GOVERNMENT OF ANGUILLA
 Anguilla Statistics Department
Tourism Statistics Summary
January 2021

January 2021/2020
ARRIVAL ANALYSIS

Visitors - ↓ 93.9%

Tourists - ↓ 89.2%

Excursionists - ↓ 99.98%

OVERVIEW

The first month of the New Year January 2021 registered 987 visitors gracing our shores, as the effects of the COVID-19 pandemic continue. This figure was a recorded decrease of 93.9% over its corresponding January 2020 figure of 14,654. This period under review registered the smallest figure for a 'January' period as far back as 1993, with 2015 recording the largest number of visitors with 19,602. Anguilla closed its borders on March 20, 2020, to mitigate against the spread of the COVID-19 virus with each of the following months April to October recording arrivals between zero (0) - 135 arrivals. The full reopening of Anguilla's borders on November 2, 2020, saw increased visitor arrival numbers in November and December with 625 and 1,321 respectively.

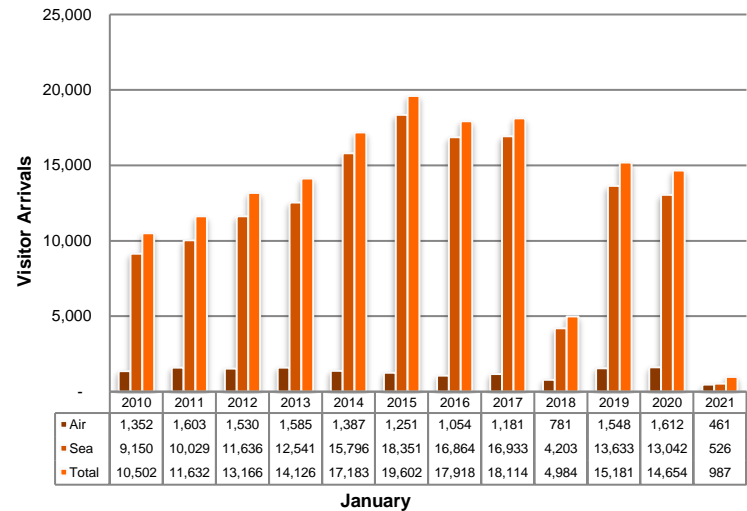


Figure 1: Visitor Arrivals: January 2010 – 2021

PASSENGER MOVEMENT

Passenger arrivals, which include both visitors and residents for this period under review, measured a 93.9% decrease from 21,879 in 2020 to 1,334 arrivals.

Anguilla's inward passenger movement by air has become the main mode of entry since the pandemic, with the Clayton J. Lloyd International Airport facilitating 53.7% (717) in January. The seaports accounted for 46.3% (617) of the arrivals, of which 564 (91.4%) of sea passenger arrivals entered at the Blowing Point terminal and 53 passengers (8.6%) arrived at the Sandy Ground terminal.

Departing passengers numbers during this review period recorded a decrease; 92.9%, with the total moving from 23,147 in 2020 to 1,650 in 2021.

Of the three ports of exit, the majority of the passengers 52.9% (873) departed Anguilla through the Clayton J. Lloyd International Airport. The two seaports cumulatively accounted for 47.1%, (777) of all departures, of which, the Blowing Point terminal facilitated the movement of 723 (93.1%) passengers and Sandy Ground with 54 (6.9%) passengers.

TOURISTS (Stay-Over Visitors)

Tourists (stay-over visitors) to Anguilla for the month of January 2021 totaled 986, a decrease of 89.2% over its corresponding 2020 figure of 9,170. January's 2020 figure was the highest recorded number of arrivals to the island for a 'January' period as far back as 1993, in contrast to the 2021 figure that is the lowest recorded January figure. This may have occurred due to the impact of COVID-19, which has added additional requirements to entry into Anguilla for travelers.

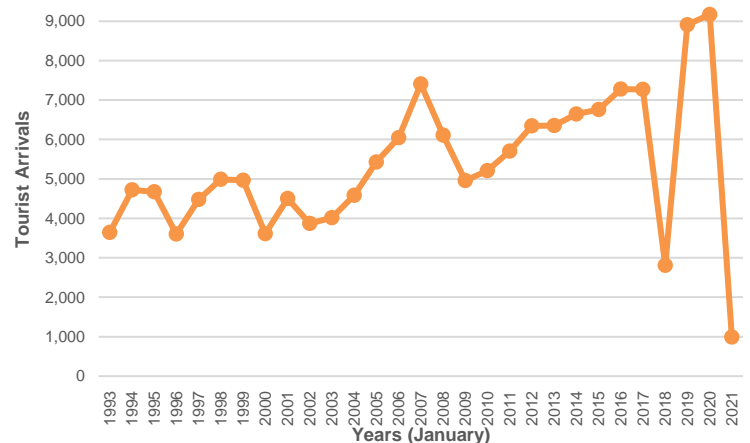


Figure 2: Tourist Arrivals, January 1993 - 2021

Tourists (Stay-Over Visitors) *continued*

The intended average length of stay of tourists in January 2021 increased to 12.0 days from 7.5 days in January 2020, irrespective of the decrease in tourist arrivals. The majority of tourist arrivals, 36.6% intended to stay for 4 to 7 days, 26.2% intended to stay between 8 to 15 days, 26.1% for 23 or more days, 6.5% for 1-3 days and 4.7% indicated 16 to 22 days.

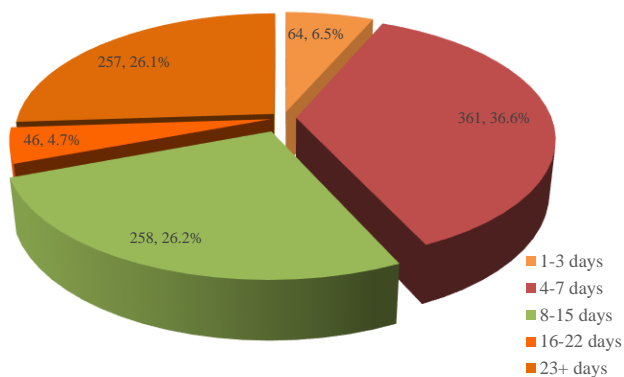


Figure 3: Tourist Arrivals by intended Length of Stay, Jan 2021

A review of the ten source markets from which tourists to Anguilla originated, shows that there were decreases in all the source markets in January 2021; contributing to the monthly decrease.

The largest decrease in percentage terms was experienced from both the ‘Italian’ and Dutch West Indies markets with 99.5% (204 to 1 persons and 213 to 1 respectively), followed by the ‘French West Indies’ market with 99.2%. The largest decline in absolute numbers was recorded by Anguilla’s main source market the USA showing a decline in its arrivals to 754 during this period under review from its corresponding January 2020 figure of 6,187. Despite the large decline in the USA’s number, it continues to hold the largest percentage share of the tourist market with 76.5%.

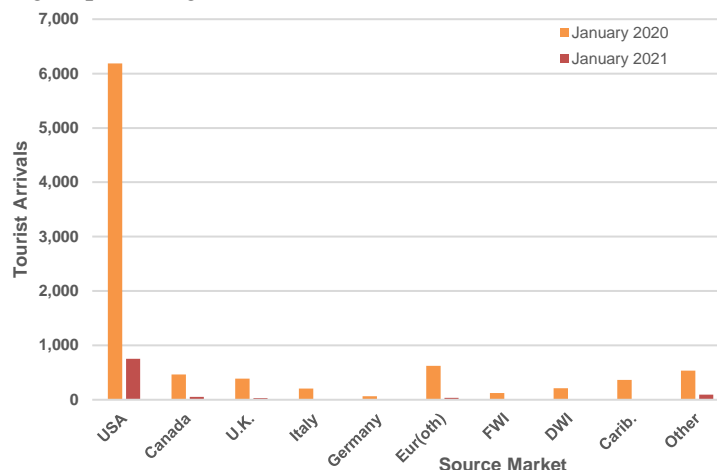


Figure 4: Tourist Arrivals by Country of Residence

EXCURSIONISTS (Day Trippers)

Excursionist arrivals for this period under review recorded one (1) arrival, down from the 5,484 arrivals recorded in January 2020, a decrease of 99.98% over the corresponding 2020 figure. This figure was the lowest for any January period for data as far back as 1993. However, it was not the lowest since the ‘onset’ of the pandemic; with the closure and reopening of the borders during April – December 2020, cumulatively, the number of arrivals totaled 13 arrivals; with five of these months recorded no arrivals of such visitor.

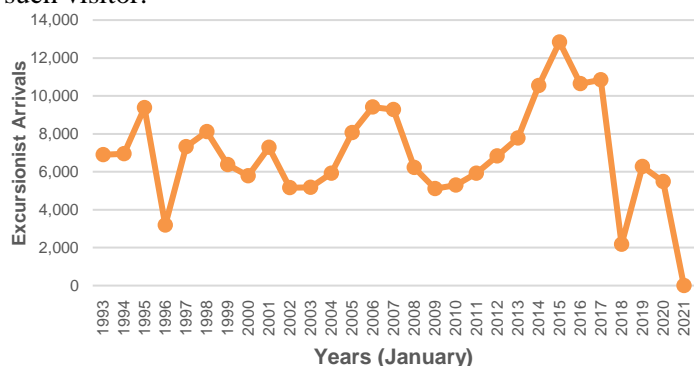


Figure 5: Excursionist Arrivals, January 1993 - 2021

St. Maarten/St. Martin’s tourists who travels to Anguilla on a day trip to enjoy our beaches and hospitality for a day usually affect the number of this type of visitor. However, with the implemented precautionary measures of mandatory screening and a fourteen-day quarantine period, this may inhibit day-trippers from travelling. All ten source markets contributed to this decline in arrivals of this type of visitor. The sole arrival came from the ‘Dutch West Indies’ during this period under review.

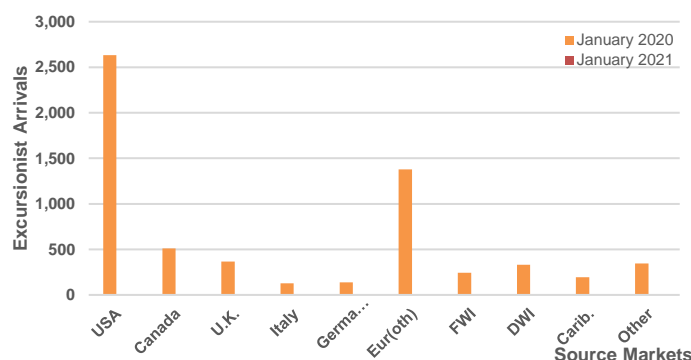


Figure 6: Excursionist Arrivals by Country of Residence

This report, along with other Tourism Data, is available at the Government of Anguilla Statistics Department’s website: <http://gov.ai/statistics/tourism.htm>