



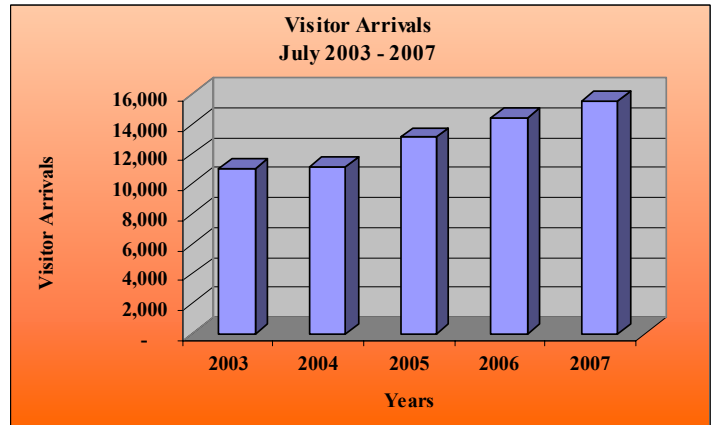
Anguilla Government Statistics Department - July 2007

Tourism Statistics Summary

OVERVIEW

Anguilla's visitor arrivals continued to increase monthly throughout the year, with July being no exception. 15,524 visitors, which includes excursionists and tourists, arrived, on Anguilla in the month under review. This resulted in a 7.9% increase over the 14,391 arrivals in July 2006. This month's total was the highest recorded figure for the month of July over the past decade.

Of the 15,524 visitors to the island during this month; the majority, 14,815 (95.4%) came for relaxation while 709 (4.6%) came on business.



PASSENGER MOVEMENT

Arrivals include Anguillians as well as visitors, entering through the Wallblake Airport, Blowing Point and Sandy Ground Ports. These arrivals totaled 27,506 in July 2007 as compared with 25,971 in July 2006. Of the total arrivals, 74.5% (20,504) of these passengers entered through the Blowing Point port. Passenger arrivals through the Wallblake Airport totaled 4,722 (17.2%) and 2,280 (8.3%) entered via Sandy Ground port.

Departures totaled 26,183 during July 2007, where majority of the passengers 19,445 (74.3%) departed through the Blowing Point port compared to 17,843 in July 2006. Departures through the Wallblake Airport were 4,389 (16.8%) compared to 4,970 in July 2006. The Sandy Ground port facilitated 2,349 (9.0%) departures during this month compared to 2,398 during July 2006.

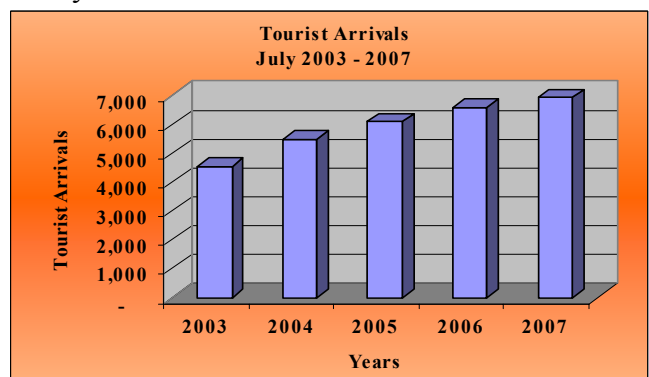
TOURISTS (Stay-Over Visitors)

Tourists accounted for 44.7% of the total number of visitors to Anguilla during July 2007. During this month, arrivals for this type of visitors increased by 5.3%, over the June 2006 reported figures, to reach 6,936 tourists for the month under review.

This was the largest recorded figure for tourist arrivals for the month of July over the last decade.

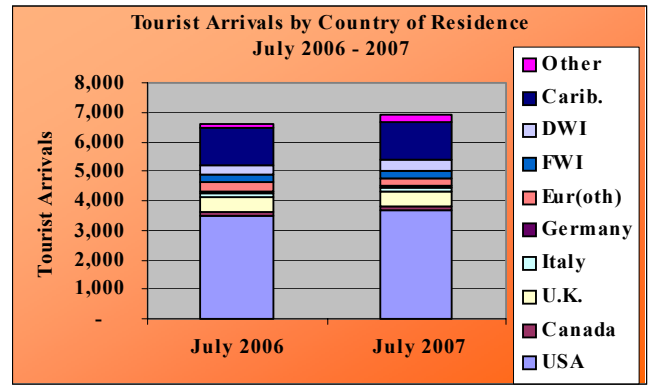
The average length of stay for tourists this month was 9.1 days as compared to 9.3 days in July 2006.

The majority, 36.8% of tourists stayed in Anguilla for between 4-7 days. 22.0% stayed for between 1-3 days, 23.0% spent between 8-15 days, while 5.1% spent 16-22 days. 13.0% of the tourists spent 23 days or more on the island.



During July 2007, the majority of the tourists, 52.9%, originated out of the U.S.A, resulting in an increase of 4.3% increase over the July 2006 reported figure. The Caribbean was the market from which the second largest number of tourists, 18.1%, originated.

Arrivals from 'Other' countries and Canada both showed increases of 113.6% and 24.8% respectively over their corresponding July 2006 figures.



EXCURSIONISTS (Day Trippers)

Excursionist arrivals for the month of July 2007 totaled 8,588, an increase of 10.1% over the July 2006 figure.

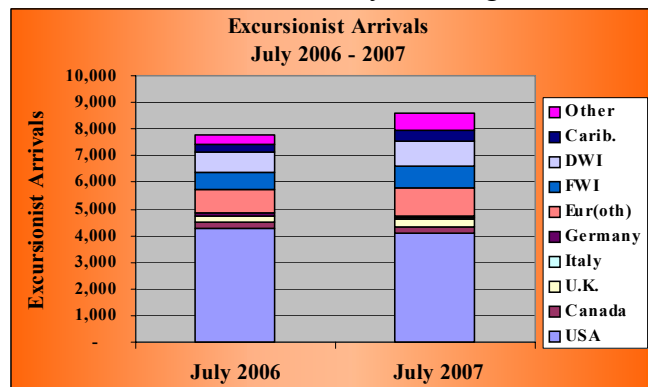
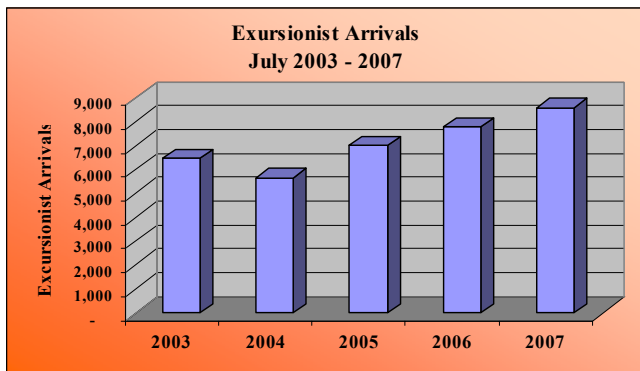
For the month under review, Blowing Point was the main port of entry with 73.3% excursionists using it as the gateway to Anguilla, resulting in an 18.2% increase in this traveler activity through this port over July 2006.

The Wallblake Airport accounted for 1.5% and Sandy Ground 25.2% of excursionist arrivals.

Excursionist arrivals through the Wallblake Airport recorded an increase of 9.3% while Sandy Ground port recorded a decrease of 8.2% when compared to their respective 2006 figure.

Of the 10 categories in which the country of residence is grouped, the United States of America continued to be ranked as the main source market from which Anguilla's excursionists originate. During the period under review, 4,121 of this type of visitors were from the USA. The 'Other Europe' category was the second highest ranked source market where 1,040 of the 8,588 excursionists originated.

There were increases in excursionist arrivals from 7 of the source markets and declines for 3 markets. 'Italy' was the source market, which experienced the largest increase of 85.5% in July 2007 over the 2006 corresponding figures. Conversely, the 'Germany' category experienced the largest decline of 62.3% over its July 2006 figure.



This report along with other Tourism Data, are available at the Government of Anguilla Statistics Department's website: <http://gov.ai/statistics/tourism.htm>

STATISTICS DEPARTMENT – ANGUILLA
 OLD COURT HOUSE BUILDING
 P.O.BOX 60
 THE VALLEY, ANGUILLA
 BRITISH WEST INDIES
 Telephone: 1-264-497-5731
 Fax: 1-264-497-3986
 Email: statistics@gov.ai